

OFFICIAL BASKETBALL BOX SCORE -- G A M E T O T A L S

Fresno State vs HAWAI'I

02/10/96 7:35 PM at Special Events Arena - Honolulu

VISITORS: Fresno State (15-8,9-4)

No.	N A M E	TOT-FG		3-PT		FT	FTA	REBOUNDS			PF	TP	A	TO	BLK	S	MIN
		FG	FGA	FG	FGA			OF	DE	TOT							
00	SMITH, Rahsaan	* 5	9	0	0	4	4	4	5	9	3	14	0	2	1	1	28
05	TERDENG, Gerrit	* 0	1	0	0	0	0	0	1	1	0	0	0	1	0	0	11
12	BAKKE, Brandon	4	7	2	5	0	0	0	1	1	1	10	1	0	0	1	11
13	AUSTIN, DeAndre	0	0	0	0	1	2	0	0	0	1	1	0	1	0	1	21
15	YOUNG, Dominick	* 5	18	3	14	1	2	1	0	1	3	14	11	2	0	1	33
24	STAMPS, Darrnaryl	1	1	0	0	0	0	2	1	3	3	2	1	1	0	0	10
42	STANLEY, Khary	1	4	0	0	3	3	3	2	5	3	5	0	0	0	0	14
44	MCCULLOCH, Darnell	4	8	0	1	1	4	2	3	5	2	9	2	2	1	0	22
50	BROOKS, Kendric	* 4	12	2	4	1	6	1	2	3	5	11	0	2	0	0	26
52	GRAY, James	* 5	9	0	0	0	1	2	2	4	5	10	0	2	0	0	24
TEAM REBOUNDS.....								4	1	5							
TOTALS		29	69	7	24	11	22	19	18	37	26	76	15	13	2	4	200

TOTAL FG% 1st Half:	13-31	.419	2nd Half:	16-38	.421	Game:	.420	DEADBALL
3-Pt. FG% 1st Half:	3- 8	.375	2nd Half:	4-16	.250	Game:	.292	REBOUNDS
F Throw % 1st Half:	6-12	.500	2nd Half:	5-10	.500	Game:	.500	6, 1

HOME TEAM: HAWAI'I (7-13,4-8)

No.	N A M E	TOT-FG		3-PT		FT	FTA	REBOUNDS			PF	TP	A	TO	BLK	S	MIN
		FG	FGA	FG	FGA			OF	DE	TOT							
03	WHITLOCK, Tes	* 4	10	3	8	7	11	0	3	3	1	18	11	3	0	2	39
13	KROEGER, Micah	0	1	0	0	0	0	0	2	2	2	0	1	0	0	0	8
20	SMITH, Alika	* 6	10	2	3	4	4	0	5	5	2	18	5	0	0	0	39
22	ZIVANOVIC, Ales	0	0	0	0	0	0	0	0	0	0	0	0	0	0	0	1
31	HARRIS, Anthony	* 7	15	1	2	2	2	0	1	1	3	17	2	2	0	0	34
33	FURIONG, Danny	2	4	0	0	2	2	2	0	2	3	6	0	0	0	3	17
41	SUETNG, Justice	* 8	10	0	0	9	11	3	7	10	3	25	3	3	0	0	40
50	SUNDBERG, Seth	* 5	5	0	0	3	3	1	5	6	5	13	2	1	1	0	22
TEAM REBOUNDS.....								0	1	1							
TOTALS		32	55	6	13	27	33	6	24	30	19	97	24	9	1	5	200

TOTAL FG% 1st Half:	17-30	.567	2nd Half:	15-25	.600	Game:	.582	DEADBALL
3-Pt. FG% 1st Half:	3- 9	.333	2nd Half:	3- 4	.750	Game:	.462	REBOUNDS
F Throw % 1st Half:	13-17	.765	2nd Half:	14-16	.875	Game:	.818	4, 2

OFFICIALS: Larry Stubing, Richard Ball, Brent Smith

TECHNICAL FOULS:

Fresno State - none

HAWAI'I - none

ATTENDANCE: 7221

SCORE BY PERIODS:	1st	2nd	OT1	OT2	OT3	OT4	TOTAL
Fresno State	35	41					76
HAWAI'I	50	47					97

OFFICIAL BASKETBALL BOX SCORE -- F I R S T H A L F

Fresno State vs HAWAI'I

02/10/96 7:35 PM at Special Events Arena - Honolulu

VISITORS: Fresno State

No.	N A M E	TOT-FG		3-PT		FT	FTA	REBOUNDS			PF	TP	A	TO	BLK	S	MIN
		FG	FGA	FG	FGA			OF	DE	TOT							
00	SMITH, Rahsaan	*	2	4	0	0	2	2	3	2	5	2	6	0	0	0	12
05	TERDENGE, Gerrit	*	0	1	0	0	0	0	0	1	1	0	0	0	1	0	6
13	AUSTIN, DeAndre		0	0	0	0	1	2	0	0	0	0	1	0	0	0	8
15	YOUNG, Dominick	*	2	5	1	3	0	0	0	0	0	3	5	5	1	0	13
24	STAMPS, Darrnaryl		0	0	0	0	0	0	0	0	0	1	0	1	0	0	5
42	STANLEY, Khary		0	0	0	0	2	2	2	1	3	3	2	0	0	0	8
44	MCCULLOCH, Darnell		1	3	0	1	1	2	0	2	2	0	3	0	2	1	14
50	BROOKS, Kendric	*	4	11	2	4	0	3	1	2	3	2	10	0	1	0	16
52	GRAY, James	*	4	7	0	0	0	1	2	2	4	2	8	0	2	0	18
TEAM REBOUNDS.....									1	0	1						
TOTALS			13	31	3	8	6	12	9	10	19	13	35	6	7	1	100

TOTAL FG% 1st Half:	13-31	.419	2nd Half:	0-0	.000	Game:	.419	DEADBALL
3-Pt. FG% 1st Half:	3-8	.375	2nd Half:	0-0	.000	Game:	.375	REBOUNDS
F Throw % 1st Half:	6-12	.500	2nd Half:	0-0	.000	Game:	.500	2, 1

HOME TEAM: HAWAI'I

No.	N A M E	TOT-FG		3-PT		FT	FTA	REBOUNDS			PF	TP	A	TO	BLK	S	MIN
		FG	FGA	FG	FGA			OF	DE	TOT							
03	WHITLOCK, Tes	*	2	7	2	7	5	7	0	2	2	0	11	7	0	0	20
13	KROEGER, Micah		0	0	0	0	0	0	0	1	1	2	0	1	0	0	4
20	SMITH, Alika	*	3	5	1	1	0	0	0	4	4	1	7	3	0	0	20
22	ZIVANOVIC, Ales		0	0	0	0	0	0	0	0	0	0	0	0	0	0	1
31	HARRIS, Anthony	*	3	7	0	1	0	0	0	0	0	2	6	1	1	0	16
33	FURLONG, Danny		1	2	0	0	2	2	1	0	1	3	4	0	0	0	11
41	SUEING, Justice	*	6	7	0	0	3	5	2	5	7	1	15	1	1	0	20
50	SUNDBERG, Seth	*	2	2	0	0	3	3	0	0	0	2	7	1	0	0	8
TEAM REBOUNDS.....									0	0	0						
TOTALS			17	30	3	9	13	17	3	12	15	11	50	14	2	0	100

TOTAL FG% 1st Half:	17-30	.567	2nd Half:	0-0	.000	Game:	.567	DEADBALL
3-Pt. FG% 1st Half:	3-9	.333	2nd Half:	0-0	.000	Game:	.333	REBOUNDS
F Throw % 1st Half:	13-17	.765	2nd Half:	0-0	.000	Game:	.765	3, 1

OFFICIALS: Larry Stubing, Richard Ball, Brent Smith

TECHNICAL FOULS:

Fresno State - none

HAWAI'I - none

ATTENDANCE:

SCORE BY PERIODS:	1st	2nd	OT1	OT2	OT3	OT4	TOTAL
Fresno State	35	0					35
HAWAI'I	50	0					50

Starters:
Stanley, Terdenge, Young, Brooks, Gray

Starters:
A. Smith, Whitlock, Harris, Sueing, Sundberg



Play-by-play

University of Hawaii Basketball
February 10, 1996, 7:35 p.m.
Special Events Arena, Honolulu, Hawaii

Fresno State

Hawaii

Tip controlled by Hawaii. Sundberg vs. Stanley

19:38
19:05
18:28
18:20 Gray layup, 2
18:08 Brooks pf 1, t 1
18:03 Gray pf 1, t 2

17:52 Young 10 right base 4
17:39
17:26
17:02 Stanley pf 1, t 3
McCulloch for Terdenge
16:55 Brooks 12 right 6
16:42
16:21
15:34
15:29 Stanley pf 2, t 4
Official
15:17 Brooks 20 left, A: Young* 9
15:00
14:44 Gray layup, A: Young 11
13:19 R. Smith for Stanley
13:06
12:47 Gray layup, A: Young 13
12:44
12:29 Gray layup after rebound 15
Gray ft (1) Stamps for McCulloch --
12:23 Brooks pf 2, t 5
11:42 R. Smith pf 1, t 6
Austin for Brooks
Official
11:28
10:59
10:45 R. Smith slam, A: Young 17
10:04 Austin ft (2) 18
McCulloch for Gray

9:58 Hawaii
9:43
9:17 Young 20 right, A: Stamps* 21
8:36
7:59 Stamps pf 1, t 7
Brooks for Austin; Gray for Stamps
Official

2 Sundberg stuff, A: Sueing
4 Sueing 6 left, A: Whitlock
6 Sueing 8 right, A: A. Smith

7 Whitlock ft (3)
-
8

10 A. Smith layup, A: Sundberg
Sundberg pf 1, t 1
11 Sundberg ft (2)
12

14 Harris driving layup
16 Harris layup on break, A: Whitlock
18 Sundberg stuff, A: Whitlock
19 Sundberg ft (1)
Time Out

22 A. Smith 20 right base, A: Whitlock*

24 Sueing baseline layup, A: Smith


26 A. Smith 9 right
Sundberg pf 2, t 2
Furlong for Sundberg

Time Out
A. Smith pf 1, t 3
Harris pf 1, t 4

Sueing pf 1, t 5

20" Time Out #1
Kroeger for Harris

29 Whitlock 22 left, A: Kroeger*
-- Sueing ft (2)
30
Time Out



Play-by-play

First Half Continued

Fresno State (21)

(30) Hawaii

7:24 Young pf 1, t 8		31 Sueing ft (1-1)	
7:06 Brooks 21 left base, A; Young*	24	--	
6:49		33 Sueing 9 left, A: A. Smith	
6:36 Stanley for R. Smith		Kroeger pf 1, t 6	
6:34 Brooks ft (2)	--	Kroeger pf 2, t 7	
	--	Harris for Kroeger	
6:08 Brooks ft (1-1)	--	Harris pf 2, t 8	
5:49 Stanley ft (2)	25	Furlong pf 1, t 9	
	26		
5:24 Gray pf 2, t 9 (offensive)		34 Furlong ft (2)	
5:02 Stanley pf 3, t 10		35	
R. Smith for Stanley		37 Sueing alley-oop layup, A; Whitlock	
4:41 Young pf 2, t 11		38 Sueing ft (1)	
Terdenge for McCulloch			
4:28 R. Smith layup after rebound	28	40 Harris layup, A: Whitlock	
4:07			
3:53 Young pf 3, t 12		20" Time Out #1	
Fresno State		-- Whitlock ft (2)	
McCulloch for Young		41	
Official		Time Out	
3:20 McCulloch 18 right	30		
2:56		43 Furlong layup, A: Whitlock	
2:51 R. Smith ft (2)	31	Furlong pf 2, t 10	
	32		
2:27 R. Smith pf 2, t 13		44 Whitlock ft (2)	
		45	
1:58		48 Whitlock 23 right*	
0:57 McCulloch ft (2)	--	Furlong pf 3, t 11	
Stamps for Terdenge	33	Kroeger & Zivanovic for Harris & Furlong	
0:12 Brooks layup after rebound	35		
0:01		50 Sueing slam, A: Whitlock	

Half ends.


Score: Hawaii 50, Fresno State 35.

Starters:

R. Smith McCulloch, Young, Brooks, Gray

Starters:

A. Smith, Whitlock, Harris, Sueing, Sundberg



Play-by-play

Second Half


Fresno State (35)

(50) Hawaii

Fresno State puts ball into play.

19:53 Brooks pf 3, t 1
 19:35
 19:23
 19:19 Mc Culloch ft (2) --
 --
 18:45 Gray layup, A: Young 37
 18:21
 18:07 Young 20 top of key* 40
 17:52 Gray pf 3, t 2
 Stanley for R. Smith
 17:34
 17:02
 16:25
 15:43 McCulloch pf 1, t 3
 Official
 15:32
 15:18 Stanley layup, A: McCulloch 42
 Stanley ft (1) 43
 14:20 McCulloch tip in 45
 14:02 Gray pf 4, t 4 (Double Foul)
 R. Smith for McCulloch
 Hawaii puts ball into play.
 13:44 Gray pf 5, t 5 (fouls out)
 Austin for Gray
 13:24
 12:39
 12:20
 11:56 McCulloch for Stanley
 Official
 11:26
 11:15 Brooks ft (3) --
 --
 46
 11:07
 10:48 Bakke for Brooks
 10:29
 10:15 McCulloch baseline stuff 48
 9:46 R. Smith spinning layup, A: Austin 50
 9:11 McCulloch pf 2, t 6
 8:52 McCulloch layup on inbounds, A: Young 52
 8:31 Bakke pf 1, t 7
 7:58 Bakke 22 right, A: Young* 55
 7:27 Young 22 left* 58

53 Whitlock 20 right*
 A. Smith pf 2, t 1
 Sueing pf 2, t 2
 55 Sundberg layup, A: Whitlock
 57 Harris 13 right
 60 A. Smith 19 right base, A: Sueing*
 62 A. Smith layup, A: Harris
 Time Out
 64 Harris 16 right base, A: A. Smith
 Sueing pf 3, t 3
 Harris pf 3, t 4
 66 A. Smith layup, A: Sundberg
 68 Harris layup, A: Sueing
 70 Whitlock driving layup
 Sundberg pf 3, t 5
 Time Out
 72 Sundberg 7 right, A: Sueing
 Whitlock pf 1, t 6
 74 Sundberg 9 right, A: Whitlock
 76 Sueing 4 bank left
 77 A. Smith ft (2)
 78
 79 Harris ft (1-1)
 80 Kroeger for Whitlock



Play-by-play

Second Half Continued

Fresno State (58)

(80) Hawaii

7:20	Hawaii		20" Time Out #2
	Brooks for Austin		Whitlock for Harris
7:11	Brooks pf 4, t 8		81 Sueing ft (1-1)
	Official		82
6:45	R. Smith ft (2)	59	Time Out
		60	Sundberg pf 4, t 7
6:36	Brooks pf 5, t 9 (fouls out)		83 Whitlock ft (1-1)
	Austin for Brooks		84
6:30	Young ft (2)	61	Sundberg pf 5, t 8 (fouls out)
		--	Furlong for Sundberg
5:29	Austin pf 1, t 10		-- Whitlock ft (2)
			-- Harris for A. Smith
5:18	R. Smith 6 right base, A: Bakke	63	
4:50	Young layup after rebound	65	Time Out #1
4:32	Hawaii		A. Smith for Kroeger
	Stamps for McCulloch		85 A. Smith ft (2)
4:23	R. Smith pf 3, t 11		86
4:13	Bakke 22 left, A: Young*	68	
3:26	Bakke 10 right base	70	Time Out #2
3:18	Hawaii		
2:55	Stamps layup after rebound	72	20" time Out #2
2:24	Fresno State		87 Sueing ft (2)
1:54	Stamps pf 2, t 12		88
1:50	Fresno State		Time Out #1
1:40	Stamps pf 3, t 13		89 Sueing ft (2)
			90
1:27	Bakke 19 right	74	
1:17			92 Furlong stuff, A: Whitlock
0:34	R. Smith on break, A: Young	76	
0:24			94 Sueing stuff, A: Whitlock
0:04			97 Harris 21 left, A: A. Smith*

Game ends.

Score: Hawaii 97, Fresno State 76.

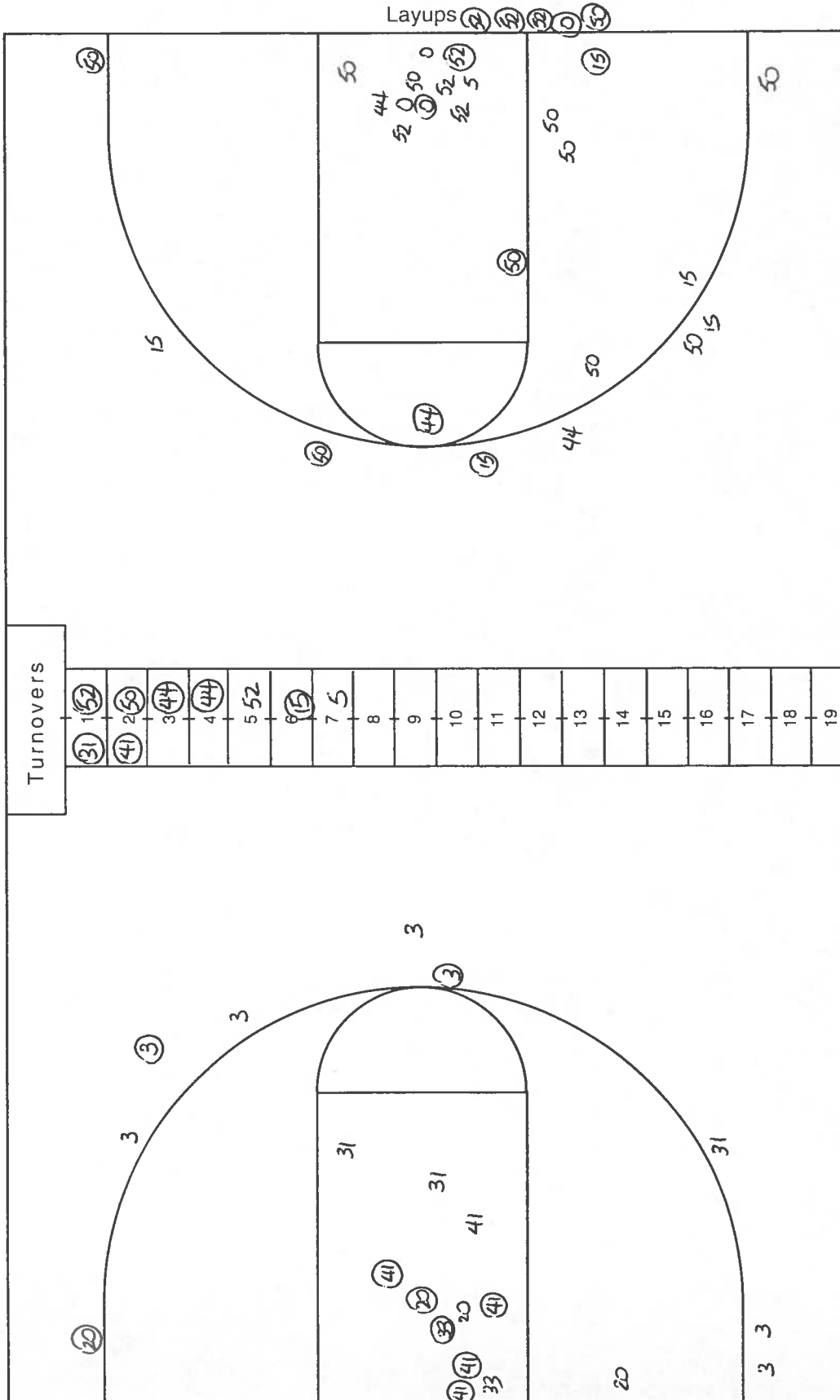
NCAA® BASKETBALL SHOT CHART

First Half

Second Half

(Circle one)

Team FSU



Attempted 31
 Made 13
 Percentage .419

3 9
 pts off
 T.O.

Team HAWAII

Attempted 30
 Made 17
 Percentage .567

Layups (31) (20) (31) (31) (31) (31) (41) (31) (41)

**Fresno State University at University of Hawai'i
Western Athletic Conference Men's Basketball
February 10, 1996 (7:35 p.m.)
Special Events Arena, Honolulu**

STARTING LINEUPS

5	Gerrit Terdenge	F	41	Justice Sueing
50	Kendric Brooks	F	3	Tes Whitlock
42	Khary Stanley	C	50	Seth Sundberg
15	Dominick Young	G	20	Alika Smith
52	James Gray	G	31	Anthony Harris

Officials: Larry Stubing, Richard Ball, Brent Smith

**Fresno State University at University of Hawai'i
Western Athletic Conference Men's Basketball
February 10, 1996 (7:35 p.m.)
Special Events Arena, Honolulu**

STARTING LINEUPS

5	Gerrit Terdenge	F	41	Justice Sueing
50	Kendric Brooks	F	3	Tes Whitlock
42	Khary Stanley	C	50	Seth Sundberg
15	Dominick Young	G	20	Alika Smith
52	James Gray	G	31	Anthony Harris

Officials: Larry Stubing, Richard Ball, Brent Smith

OFFICIAL BASKETBALL BOX SCORE -- G A M E T O T A L S

Fresno State vs HAWAI'I

02/10/96 7:35 PM at Special Events Arena - Honolulu

VISITORS: Fresno State (15-8,9-4)

No.	N A M E	TOT-FG		3-PT		FT	FTA	REBOUNDS			PF	TP	A	TO	BLK	S	MIN
		FG	FGA	FG	FGA			OF	DE	TOT							
00	SMITH, Rahsaan	* 5	9	0	0	4	4	4	5	9	3	14	0	2	1	1	28
05	TERDENG, Gerrit	* 0	1	0	0	0	0	0	1	1	0	0	0	1	0	0	11
12	BAKKE, Brandon	4	7	2	5	0	0	0	1	1	1	10	1	0	0	1	11
13	AUSTIN, DeAndre	0	0	0	0	1	2	0	0	0	1	1	0	1	0	1	21
15	YOUNG, Dominick	* 5	18	3	14	1	2	1	0	1	3	14	11	2	0	1	33
24	STAMPS, Darrnaryl	1	1	0	0	0	0	2	1	3	3	2	1	1	0	0	10
42	STANLEY, Khary	1	4	0	0	3	3	3	2	5	3	5	0	0	0	0	14
44	MCCULLOCH, Darnell	4	8	0	1	1	4	2	3	5	2	9	2	2	1	0	22
50	BROOKS, Kendric	* 4	12	2	4	1	6	1	2	3	5	11	0	2	0	0	26
52	GRAY, James	* 5	9	0	0	0	1	2	2	4	5	10	0	2	0	0	24
TEAM REBOUNDS.....								4	1	5							
TOTALS		29	69	7	24	11	22	19	18	37	26	76	15	13	2	4	200

TOTAL FG% 1st Half:	13-31	.419	2nd Half:	16-38	.421	Game:	.420	DEADBALL
3-Pt. FG% 1st Half:	3- 8	.375	2nd Half:	4-16	.250	Game:	.292	REBOUNDS
F Throw % 1st Half:	6-12	.500	2nd Half:	5-10	.500	Game:	.500	6, 1

HOME TEAM: HAWAI'I (7-13,4-8)

No.	N A M E	TOT-FG		3-PT		FT	FTA	REBOUNDS			PF	TP	A	TO	BLK	S	MIN
		FG	FGA	FG	FGA			OF	DE	TOT							
03	WHITLOCK, Tes	* 4	10	3	8	7	11	0	3	3	1	18	11	3	0	2	39
13	KROEGER, Micah	0	1	0	0	0	0	0	2	2	2	0	1	0	0	0	8
20	SMITH, Alika	* 6	10	2	3	4	4	0	5	5	2	18	5	0	0	0	39
22	ZIVANOVIC, Ales	0	0	0	0	0	0	0	0	0	0	0	0	0	0	0	1
31	HARRIS, Anthony	* 7	15	1	2	2	2	0	1	1	3	17	2	2	0	0	34
33	FURLONG, Danny	2	4	0	0	2	2	2	0	2	3	6	0	0	0	3	17
41	SUEING, Justice	* 8	10	0	0	9	11	3	7	10	3	25	3	3	0	0	40
50	SUNDBERG, Seth	* 5	5	0	0	3	3	1	5	6	5	13	2	1	1	0	22
TEAM REBOUNDS.....								0	1	1							
TOTALS		32	55	6	13	27	33	6	24	30	19	97	24	9	1	5	200

TOTAL FG% 1st Half:	17-30	.567	2nd Half:	15-25	.600	Game:	.582	DEADBALL
3-Pt. FG% 1st Half:	3- 9	.333	2nd Half:	3- 4	.750	Game:	.462	REBOUNDS
F Throw % 1st Half:	13-17	.765	2nd Half:	14-16	.875	Game:	.818	4, 2

OFFICIALS: Larry Stubing, Richard Ball, Brent Smith

TECHNICAL FOULS:

Fresno State - none
 HAWAI'I - none

ATTENDANCE: 7221

SCORE BY PERIODS:	1st	2nd	OT1	OT2	OT3	OT4	TOTAL
Fresno State	35	41					76
HAWAI'I	50	47					97