

OFFICIAL BASKETBALL BOX SCORE -- G A M E T O T A L S

Hawaii Rainbows vs UTEP MINERS

1/8/96 7:35 at Special Events Center, El Paso, TX

VISITORS: Hawaii Rainbows

No.	N A M E	TOT-FG		3-PT		FT	FTA	REBOUNDS			PF	TP	A	TO	BLK	S	MIN
		FG	FGA	FG	FGA			OF	DE	TOT							
31	Anthony Harris	f	8	14	0	1	6	7	2	1	3	2	22	0	3	0	27
41	Justice Sueing	f	6	13	0	0	3	3	1	4	5	2	15	3	3	0	38
33	Danny Furlong	c	0	0	0	0	0	0	0	0	0	1	0	0	0	0	14
13	Micah Kroeger	g	2	4	2	3	6	9	2	5	7	5	12	1	0	0	33
20	Alika Smith	g	1	8	0	4	2	2	0	1	1	4	4	5	3	0	36
04	Sam Smith		1	4	0	1	0	0	0	2	2	4	2	1	1	0	18
12	Dennis Harrison		1	3	1	3	0	0	0	0	0	3	3	1	0	0	4
25	Greg Miller		0	1	0	0	0	0	0	0	0	1	0	0	0	0	2
50	Seth Sundberg		6	7	0	0	5	11	4	7	11	2	17	0	1	0	28
TEAM REBOUNDS.....								1	1	2							
TOTALS			25	54	3	12	22	32	10	21	31	24	75	11	11	0	200

TOTAL FG% 1st Half:	10-25	.400	2nd Half:	15-29	.517	Game:	.463	DEADBALL
3-Pt. FG% 1st Half:	0-1	.000	2nd Half:	3-11	.273	Game:	.250	REBOUNDS
F Throw % 1st Half:	8-14	.571	2nd Half:	14-18	.778	Game:	.688	5

HOME TEAM: UTEP MINERS

No.	N A M E	TOT-FG		3-PT		FT	FTA	REBOUNDS			PF	TP	A	TO	BLK	S	MIN
		FG	FGA	FG	FGA			OF	DE	TOT							
13	KIMANI JONES-YOUNG	f	7	10	2	3	7	7	0	1	1	2	23	6	0	1	36
24	KEVIN BEAL	f	3	8	0	0	6	6	1	5	6	3	12	1	1	0	31
50	JO JO GARCIA	c	3	5	0	0	0	1	2	1	3	4	6	0	1	1	15
03	CARL DAVIS	g	5	11	2	4	4	5	0	3	3	2	16	8	1	0	38
20	MARK INGLES	g	2	4	2	3	0	0	0	1	1	2	6	2	2	0	28
05	SHARIF FAJARDO		6	9	0	0	6	9	1	5	6	1	18	0	0	1	23
10	JEFF SPILLAR		0	0	0	0	0	0	0	0	0	1	0	0	0	0	9
33	JON BOMBA		1	2	0	0	0	0	0	2	2	4	2	1	0	1	9
43	JEREMY PRIMOZICH		1	1	0	0	0	1	0	4	4	4	2	0	0	0	11
TEAM REBOUNDS.....								1	2	3							
TOTALS			28	50	6	10	23	29	5	24	29	23	85	18	5	4	200

TOTAL FG% 1st Half:	21-29	.724	2nd Half:	7-21	.333	Game:	.560	DEADBALL
3-Pt. FG% 1st Half:	6-8	.750	2nd Half:	0-2	.000	Game:	.600	REBOUNDS
F Throw % 1st Half:	2-2	1.000	2nd Half:	21-27	.778	Game:	.793	2

OFFICIALS: Richard Ball, Verne Harris, Randy McCall

TECHNICAL FOULS:

Hawaii Rainbows - Micah Kroeger(1) Sam Smith(1)

UTEP MINERS - CARL DAVIS(1)

ATTENDANCE: 8,504

SCORE BY PERIODS:

	1st	2nd	OT1	OT2	OT3	OT4	TOTAL
Hawaii Rainbows	28	47	0	0	0	0	75
UTEP MINERS	50	35	0	0	0	0	85

\*SITE: Special Events Center, El Paso, TX DATE: 1/8/96 7:35  
 - - - S E C O N D H A L F P L A Y B Y P L A Y - - - PAGE 001  
 HOME TEAM: UTEP MINERS TIME SCORE MAR VISITORS: Hawaii Rainbows

---

made JUMPER by SHARIF FAJARD	19:37	52-28	H24	
	18:34	52-31	H21	made 3-PNTR by Micah Kroeger
	18:06			FOUL on Anthony Harri(P2T1)
	16:56			FOUL on Seth Sundberg(P2T2)
made F THROW by KEVIN BEAL	16:56	53-31	H22	
made F THROW by KEVIN BEAL	16:56	54-31	H23	
made JUMPER by KIMANI JONES-	16:23	56-31	H25	
	16:23			TECHNCAL FOUL on Micah Kroeger
FOUL on KIMANI JONES-(P2T1)	16:23			
	16:23	56-32	H24	made F THROW by Anthony Harri
	16:23	56-33	H23	made F THROW by Anthony Harri
FOUL on JON BOMBA (P3T2)	16:14			
	16:14			missd F THROW by Seth Sundberg
	16:14			missd F THROW by Seth Sundberg
	15:51	56-35	H21	made LAYUP by Alika Smith
	15:22			FOUL on Alika Smith (P1T3)
--- T.V. TIMEOUT ---	15:22			
	15:03			FOUL on Alika Smith (P2T4)
	14:34			FOUL on Justice Suein(P1T5)
FOUL on MARK INGLES (P2T3)	12:48			
FOUL on JON BOMBA (P4T4)	12:30			
	12:30	56-36	H20	made F THROW by Anthony Harri
	12:30	56-37	H19	made F THROW by Anthony Harri
FOUL on JEFF SPILLAR (P1T5)	11:48			
	11:48	56-38	H18	made F THROW by Micah Kroeger
	11:48			missd F THROW by Micah Kroeger
	11:48	56-39	H17	made F THROW by Micah Kroeger
	11:48			--- T.V. TIMEOUT ---
	11:04	56-41	H15	made LAYUP by Anthony Harri
	10:58			FOUL on Sam Smith (P2T6)
made JUMPER by JO JO GARCIA	10:20	58-41	H17	
FOUL on CARL DAVIS (P1T6)	10:10			
--- TIMEOUT # 1 ---	10:10			
	10:07	58-43	H15	made JUMPER by Anthony Harri
made DUNK by JO JO GARCIA	09:40	60-43	H17	
	09:19			FOUL on Justice Suein(P2T7)
missd F THROW by SHARIF FAJARD	09:19			
	08:57	60-45	H15	made JUMPER by Anthony Harri
	08:27			FOUL on Danny Furlong(P1T8)
missd F THROW by JO JO GARCIA	08:27			
FOUL on JO JO GARCIA (P4T7)	07:20			
	07:20	60-46	H14	made F THROW by Seth Sundberg
	07:20			missd F THROW by Seth Sundberg
	07:19			FOUL on Micah Kroeger(P2T9)
missd F THROW by JEREMY PRIMOZ	07:19			
made JUMPER by CARL DAVIS	06:58	62-46	H16	
	06:42	62-48	H14	made LAYUP by Justice Suein
FOUL on JEREMY PRIMOZ(P4T8)	06:42			
	06:42	62-49	H13	made F THROW by Justice Suein
FOUL on SHARIF FAJARD(P1T9)	06:27			
	06:27	62-50	H12	made F THROW by Seth Sundberg
	06:27	62-51	H11	made F THROW by Seth Sundberg
	06:21			FOUL on Micah Kroeger(P3T10)
made F THROW by KIMANI JONES-	06:21	63-51	H12	
made F THROW by KIMANI JONES-	06:21	64-51	H13	
	06:07	64-54	H10	made 3-PNTR by Micah Kroeger
	05:53	64-56	H 8	made LAYUP by Justice Suein
	05:19			FOUL on Alika Smith (P3T11)

HOME TEAM: UTEP MINERS	TIME	SCORE	MAR	VISITORS: Hawaii Rainbows
made F THROW by SHARIF FAJARD	05:18	65-56	H 9	
made F THROW by SHARIF FAJARD	05:18	66-56	H10	
	04:51	66-59	H 7	made 3-PNTR by Dennis Harris
	04:41			FOUL on Dennis Harris(P1T12)
made F THROW by CARL DAVIS	04:41	67-59	H 8	
made F THROW by CARL DAVIS	04:41	68-59	H 9	
made F THROW by CARL DAVIS	04:41	69-59	H10	
made LAYUP by KEVIN BEAL	04:17	69-61	H 8	made LAYUP by Seth Sundberg
	03:44	71-61	H10	
	03:15			FOUL on Greg Miller (P1T13)
missd F THROW by SHARIF FAJARD	03:15			
made F THROW by SHARIF FAJARD	03:15	72-61	H11	
	03:01	72-63	H 9	made DUNK by Seth Sundberg
made JUMPER by KIMANI JONES-	02:41	74-63	H11	
	02:41			FOUL on Alika Smith (P4T14)
made F THROW by KIMANI JONES-	02:41	75-63	H12	
	02:21	75-65	H10	made LAYUP by Anthony Harri
	01:59			FOUL on Micah Kroeger(P4T15)
made F THROW by KEVIN BEAL	01:59	76-65	H11	
made F THROW by KEVIN BEAL	01:59	77-65	H12	
	01:33	77-67	H10	made JUMPER by Seth Sundberg
	01:32			FOUL on Sam Smith (P3T16)
	01:32			TECHNCAL FOUL on Sam Smith
TECHNCAL FOUL on CARL DAVIS	01:32			
	01:32			--- TIMEOUT # 1 ---
FOUL on CARL DAVIS (P2T10)	01:32			
made F THROW by KIMANI JONES-	01:32	78-67	H11	
made F THROW by KIMANI JONES-	01:32	79-67	H12	
	01:32	79-68	H11	made F THROW by Alika Smith
	01:32	79-69	H10	made F THROW by Alika Smith
	00:50			FOUL on Micah Kroeger(P5T17)
missd F THROW by SHARIF FAJARD	00:50			
made F THROW by SHARIF FAJARD	00:50	80-69	H11	
FOUL on KEVIN BEAL (P3T11)	00:40			
	00:40	80-70	H10	made F THROW by Seth Sundberg
	00:40	80-71	H 9	made F THROW by Seth Sundberg
	00:39			FOUL on Sam Smith (P4T18)
made F THROW by KIMANI JONES-	00:39	81-71	H10	
made F THROW by KIMANI JONES-	00:39	82-71	H11	
	00:31			FOUL on Dennis Harris(P2T19)
made F THROW by CARL DAVIS	00:31	83-71	H12	
missd F THROW by CARL DAVIS	00:31			
	00:17	83-73	H10	made LAYUP by Sam Smith
	00:16			FOUL on Dennis Harris(P3T20)
made F THROW by KEVIN BEAL	00:16	84-73	H11	
made F THROW by KEVIN BEAL	00:16	85-73	H12	
	00:00	85-75	H10	made JUMPER by Seth Sundberg

SCORE: UTEP MINERS 85 Hawaii Rainbows 75

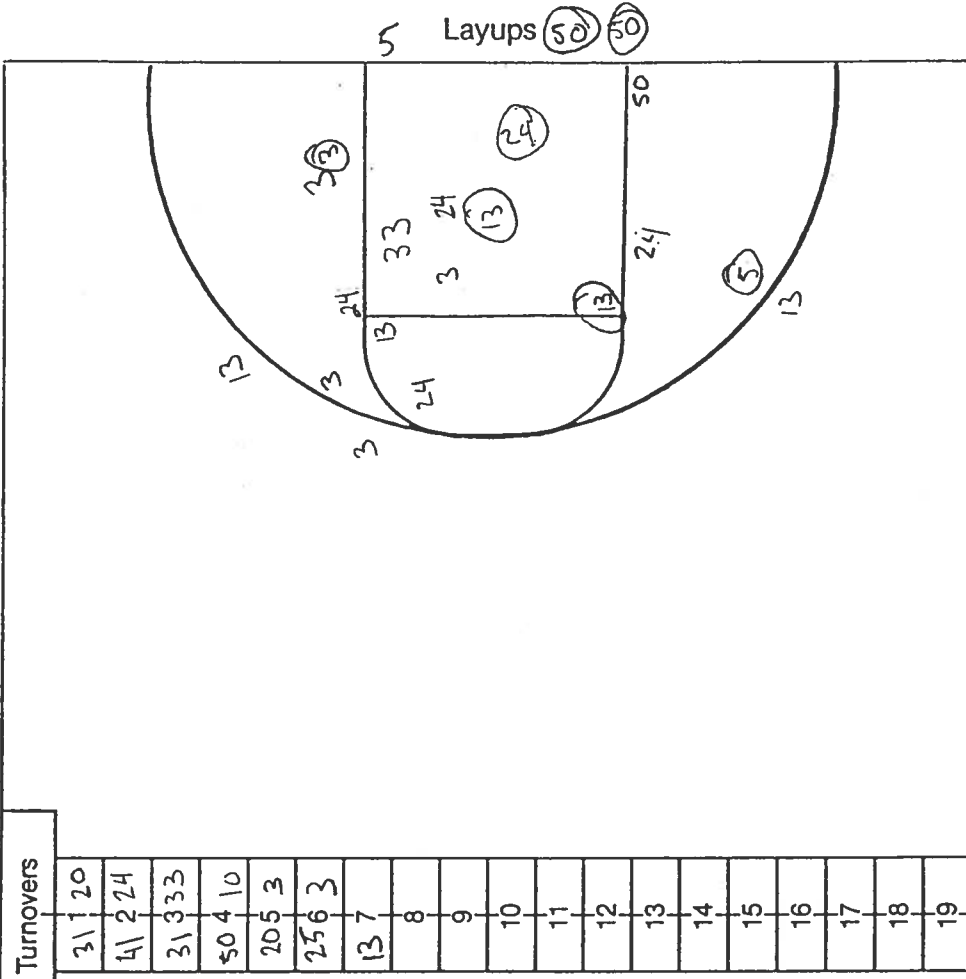
# NCAA BASKETBALL SHOT CHART

First Half

Second Half

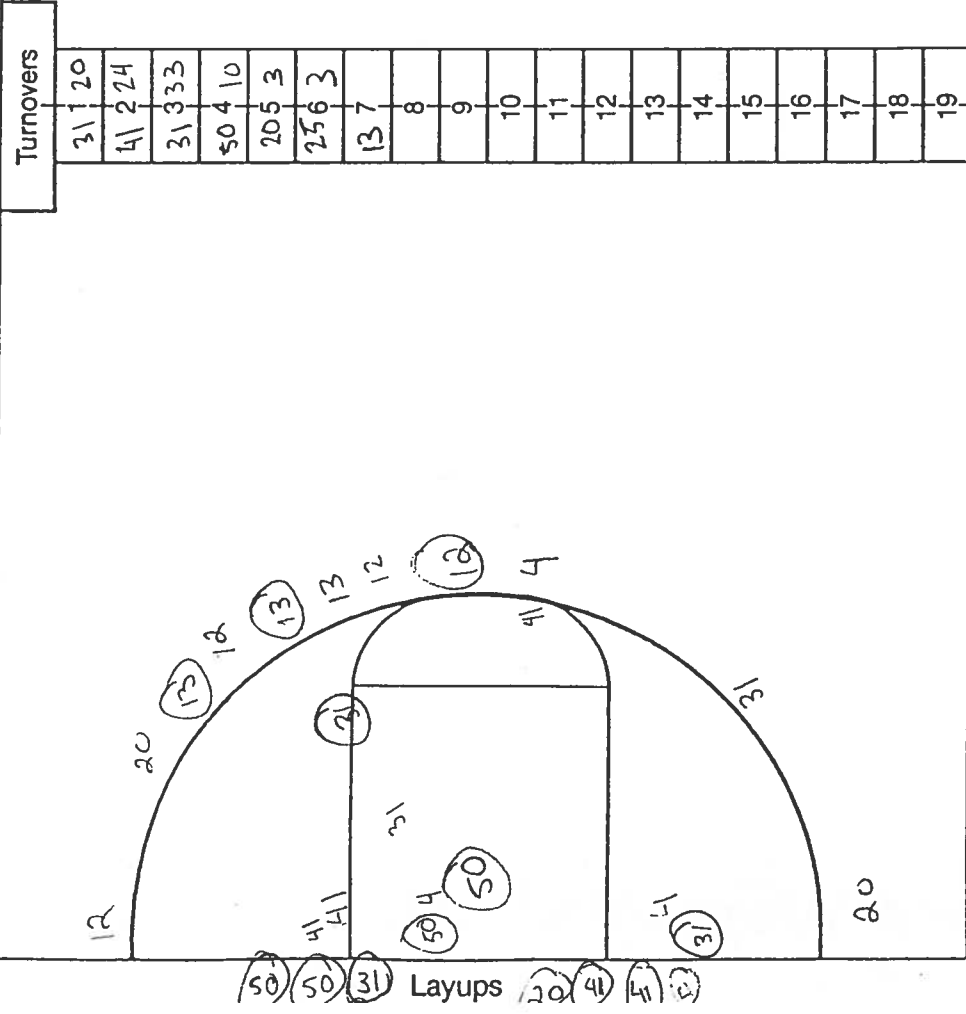
(Circle one)

Team UIEP



Attempted 21  
 Made 7  
 Percentage \_\_\_\_\_

Team Hawaii



Attempted 29  
 Made 15  
 Percentage \_\_\_\_\_

Turnovers

3	1	20
4	1	24
3	1	33
5	4	10
2	5	3
2	5	3
1	3	7
8		
9		
10		
11		
12		
13		
14		
15		
16		
17		
18		
19		

OFFICIAL BASKETBALL BOX SCORE -- F I R S T H A L F -- END OF PERIOD 1

Hawaii Rainbows vs UTEP MINERS

1/8/96 7:35 at Special Events Center, El Paso, TX

VISITORS: Hawaii Rainbows

No.	N A M E	TOT-FG		3-PT		FT	FTA	REBOUNDS			PF	TP	A	TO	BLK	S	MIN
		FG	FGA	FG	FGA			OF	DE	TOT							
31	Anthony Harris	f	4	8	0	0	2	3	1	0	1	1	10	0	1	0	14
41	Justice Sueing	f	4	8	0	0	2	2	1	2	3	0	10	1	2	0	20
33	Danny Furlong	c	0	0	0	0	0	0	0	0	0	0	0	0	0	0	11
13	Micah Kroeger	g	0	1	0	0	4	6	2	2	4	1	4	1	0	0	13
20	Alika Smith	g	0	4	0	1	0	0	0	0	0	0	0	2	1	0	20
04	Sam Smith		0	1	0	0	0	0	0	2	2	1	0	1	1	0	11
50	Seth Sundberg		2	3	0	0	0	3	1	1	2	1	4	0	1	0	11
TEAM REBOUNDS.....									1	0	1						
TOTALS			10	25	0	1	8	14	6	7	13	4	28	5	6	0	100

TOTAL FG% 1st Half:	10-25	.400	2nd Half:	0- 0	.000	Game:	.400	DEADBALL
3-Pt. FG% 1st Half:	0- 1	.000	2nd Half:	0- 0	.000	Game:	.000	REBOUNDS
F Throw % 1st Half:	8-14	.571	2nd Half:	0- 0	.000	Game:	.571	3

HOME TEAM: UTEP MINERS

No.	N A M E	TOT-FG		3-PT		FT	FTA	REBOUNDS			PF	TP	A	TO	BLK	S	MIN	
		FG	FGA	FG	FGA			OF	DE	TOT								
13	KIMANI JONES-YOUNG	f	5	5	2	2	0	0	0	1	1	1	12	4	0	0	19	
24	KEVIN BEAL	f	2	3	0	0	0	0	0	1	1	2	4	0	0	0	11	
50	JO JO GARCIA	c	1	2	0	0	0	0	1	1	2	3	2	0	1	1	8	
03	CARL DAVIS	g	4	6	2	3	0	0	0	2	2	0	10	7	0	0	18	
20	MARK INGLES	g	2	4	2	3	0	0	0	1	1	1	6	2	0	0	18	
05	SHARIF FAJARDO		5	7	0	0	2	2	0	2	2	0	12	0	0	0	9	
10	JEFF SPILLAR		0	0	0	0	0	0	0	0	0	0	0	0	0	0	6	
33	JON BOMBA		1	1	0	0	0	0	0	0	0	2	2	1	0	1	5	
43	JEREMY PRIMOZICH		1	1	0	0	0	0	0	3	3	3	2	0	0	0	6	
TEAM REBOUNDS.....									0	1	1							
TOTALS			21	29	6	8	2	2	1	12	13	12	50	14	1	2	3	100

TOTAL FG% 1st Half:	21-29	.724	2nd Half:	0- 0	.000	Game:	.724	DEADBALL
3-Pt. FG% 1st Half:	6- 8	.750	2nd Half:	0- 0	.000	Game:	.750	REBOUNDS
F Throw % 1st Half:	2- 2	1.000	2nd Half:	0- 0	.000	Game:	1.000	0

OFFICIALS: Richard Ball, Verne Harris, Randy McCall

TECHNICAL FOULS:

Hawaii Rainbows - none  
 UTEP MINERS - none

ATTENDANCE:

SCORE BY PERIODS:	1st	2nd	OT1	OT2	OT3	OT4	TOTAL
Hawaii Rainbows	28	0	0	0	0	0	28
UTEP MINERS	50	0	0	0	0	0	50

HOME TEAM	TIME	SCORE	MAR	VISITORS
made 3-PNTR by MARK INGLES	19:40	0-2	V 2	made LAYUP by Justice Suein
FOUL on JO JO GARCIA (P1T1)	19:30	3-2	H 1	
made 3-PNTR by CARL DAVIS	19:11			
made JUMPER by KEVIN BEAL	18:51	6-2	H 4	
FOUL on KIMANI JONES-(P1T2)	18:01	8-2	H 6	
	17:32			
	17:32	8-3	H 5	made F THROW by Micah Kroeger
	17:32	8-4	H 4	made F THROW by Micah Kroeger
made JUMPER by CARL DAVIS	17:04	10-4	H 6	
	16:58	10-6	H 4	made LAYUP by Anthony Harri
made 3-PNTR by MARK INGLES	16:42	13-6	H 7	
made JUMPER by CARL DAVIS	16:12	15-6	H 9	
FOUL on MARK INGLES (P1T3)	15:49			
	15:49			
made JUMPER by KEVIN BEAL	15:07	17-6	H11	--- T.V. TIMEOUT ---
	14:45			
FOUL on JO JO GARCIA (P2T4)	14:27			FOUL on Micah Kroeger(P1T1)
made LAYUP by KIMANI JONES-	13:40	19-6	H13	
	13:22	19-8	H11	made JUMPER by Justice Suein
FOUL on KEVIN BEAL (P1T5)	12:31			
	12:31	19-9	H10	made F THROW by Anthony Harri
	12:21	19-10	H 9	made F THROW by Anthony Harri
made JUMPER by SHARIF FAJARD	12:06	21-10	H11	
	11:47	21-12	H 9	made LAYUP by Anthony Harri
made DUNK by JEREMY PRIMOZ	11:22	23-12	H11	
	10:51	23-14	H 9	made LAYUP by Anthony Harri
made LAYUP by SHARIF FAJARD	10:26	25-14	H11	
made LAYUP by SHARIF FAJARD	10:07	27-14	H13	
made 3-PNTR by KIMANI JONES-	09:46	30-14	H16	
FOUL on JEREMY PRIMOZ(P1T6)	08:58			
	08:41	30-16	H14	made LAYUP by Seth Sundberg
	07:29			FOUL on Anthony Harri(P1T2)
--- T.V. TIMEOUT ---	07:29			
made JUMPER by KIMANI JONES-	06:39	32-16	H16	
	06:20	32-18	H14	made JUMPER by Justice Suein
	06:06			FOUL on Seth Sundberg(P1T3)
made F THROW by SHARIF FAJARD	06:06	33-18	H15	
made F THROW by SHARIF FAJARD	06:06	34-18	H16	
	05:45			
made JUMPER by JO JO GARCIA	05:30	36-18	H18	FOUL on Sam Smith (P1T4)
made JUMPER by JON BOMBA	04:53	38-18	H20	
	04:36	38-20	H18	made DUNK by Seth Sundberg
FOUL on JO JO GARCIA (P3T7)	04:36			
	04:34			missd F THROW by Seth Sundberg
FOUL on JON BOMBA (P1T8)	04:31			
	04:31			missd F THROW by Micah Kroeger
	04:31	38-21	H17	made F THROW by Micah Kroeger
made JUMPER by SHARIF FAJARD	04:12	40-21	H19	
FOUL on JON BOMBA (P2T9)	03:42			
	03:42			missd F THROW by Micah Kroeger
	03:42	40-22	H18	made F THROW by Micah Kroeger
	03:42			--- T.V. TIMEOUT ---
made JUMPER by SHARIF FAJARD	03:11	42-22	H20	
FOUL on JEREMY PRIMOZ(P2T10)	02:48			
	02:48			missd F THROW by Seth Sundberg
	02:48			missd F THROW by Seth Sundberg
	02:16	42-24	H18	made LAYUP by Anthony Harri
FOUL on JEREMY PRIMOZ(P3T11)	02:16			

	02:16			missd F THROW by Anthony Harri
FOUL on KEVIN BEAL (P2T12)	01:58			
	01:58	42-25	H17	made F THROW by Justice Suein
	01:58	42-26	H16	made F THROW by Justice Suein
made 3-PNTR by KIMANI JONES-	01:24	45-26	H19	
	01:04	45-28	H17	made LAYUP by Justice Suein
made JUMPER by KIMANI JONES-	00:31	47-28	H19	
made 3-PNTR by CARL DAVIS	00:00	50-28	H22	

# NCAA BASKETBALL SHOT CHART

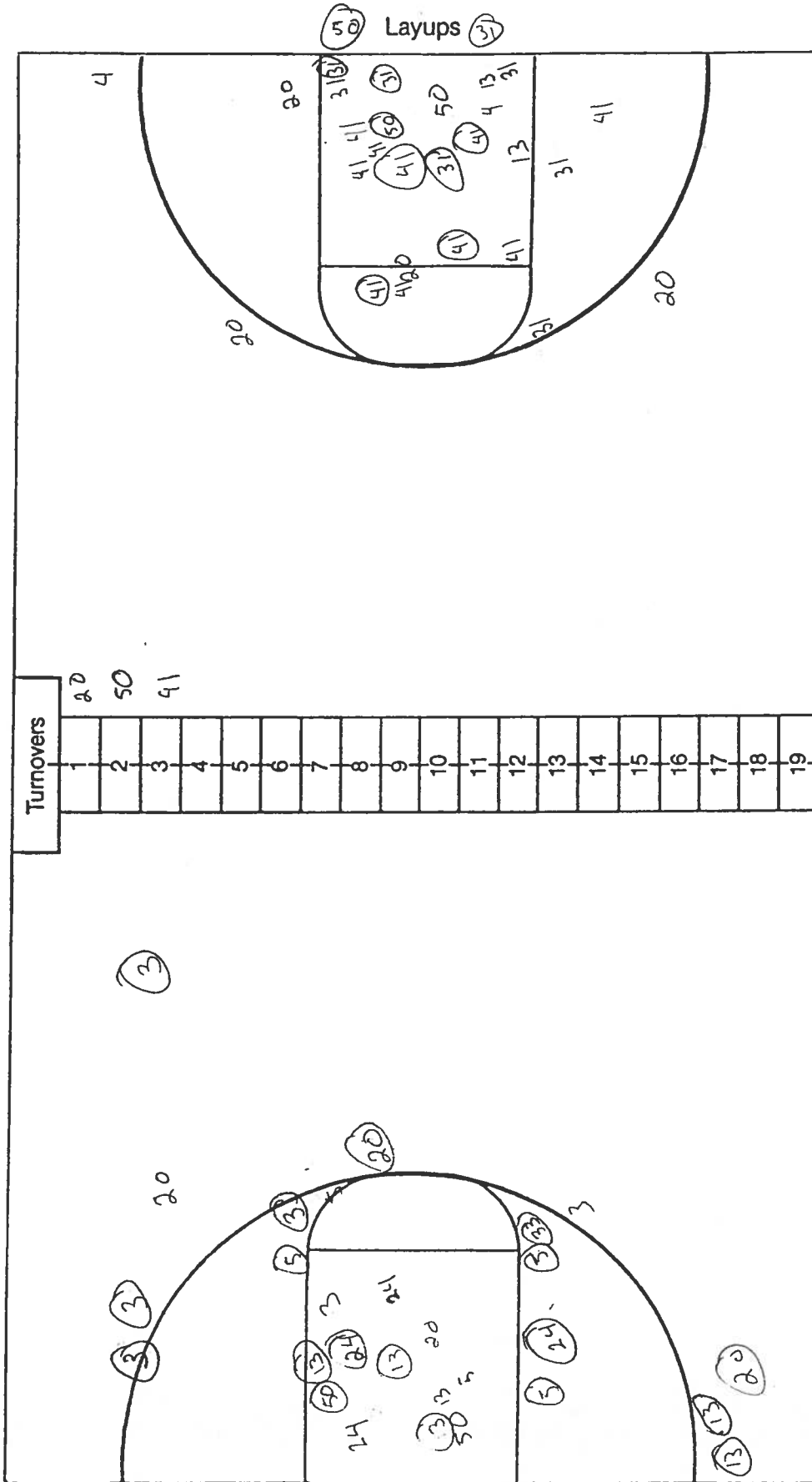
First Half

Second Half

(Circle one)

Team Hawaii

Team UTEP



Attempted 25  
 Made 10  
 Percentage 400

Attempted 29  
 Made 84  
 Percentage 724