




# Hawai'i Baseball History & Records

(updated July 2022)



### Record at Les Murakami Stadium

# 912-578-1 (.612)

The stadium was first built in 1984 on the site of the old UH Stadium, which sat approximately 2,500 fans. With the success of his teams in the late 1970s and early 1980s, Head Coach Les Murakami led a charge to build a facility that could accommodate the droves that he foresaw. With the help of political backers at Washington Place, the state appropriated the money for the project, which took less than nine months to complete before its debut in UH's Feb. 17, 1984, game vs. Stanford.

Now in the 38th year of what was formerly known as Rainbow Stadium, Hawai'i has seen 4,155,109 fans attend baseball games. They have averaged 2,986 in the 1,431 games played (with recorded attendance) at Les Murakami Stadium with 255 sellouts.

For the first season, UH played on the original playing surface, which was natural grass. The basepath, pitcher's mound and home plate consisted of a mixture of sand and crushed lava rocks. The roof only shaded the press box and a portion of the area in front of the press box.

Rainbow Stadium, as it was first named, cost \$11.2 million in 1984. Adding a roof covering from first to third base and the original AstroTurf in 1985 pushed the final price tag to \$12.2 million. The current surface features polyethylene blades that resemble blades of grass. It was then filled in with sand and rubber granules to cushion the turf and give a grass-like feel. The only dirt on the field is at the batter's box and the pitcher's mound, with different colored turf circling the infield.

In October 2001, the University then decided to change the name of the stadium to Les Murakami Stadium, honoring the man responsible for its building. Murakami was the school's first Division I full-time head coach and the 11th coach in the program's history, dating back to 1923. Not only did he turn the program into an NCAA Division I team that consistently competed on a national level for much of his tenure, but he was also largely responsible for the building of the stadium that is now compassionately known as "the house that Les built."

In the season that saw the three-millionth fan enter the gates at the Les Murakami Sta-

dium, the facility completed its most recent face lift, as all 4,312 seats were replaced.

The new seats are all green instead of the red, orange and blue seats of before. They were implemented in the fall of 2008, giving the stadium a fresh new look.

This comes less than a year after the surface got an upgrade. During the winter of 2007, the stadium's AstroTurf surface was ripped away to make room for the new Domo Turf surface.

The stadium seats 4,312 with 3,738 of the seats covered to shelter fans from the "Manoa mist" that comes and goes throughout the day. It is a two-tiered structure with three levels of seating. In the middle of the upper section is the two-tiered pressbox, which also features one radio and one television booth on opposite sides.

The stadium contains two sunken dugouts with separate locker room facilities. There is also a hospitality room, meeting room, umpire locker room, lounge for UH players and a training room.

During one six-year span from 1989 to '94, Rainbow baseball was at its most prosperous. In 279 home dates in that span, UH had a home record of 195-84 for a 69.9 winning percentage. Attendance flourished during that stretch, averaging 3,524 for a total attendance of 983,261, including 179 sellouts, nearly 65 percent of those games.

UH led the country in attendance twice, in 1986, averaging 2,599, and in 1992, averaging 4,433. The 208,378 fans that came through the gates in 1992 set an NCAA record that has since been eclipsed by Texas, and later Louisiana State.

Les Murakami Stadium has attracted numerous events over the years. It was home to the minor league Hawai'i Islanders in 1986 and the Hawai'i Winter Baseball League on two separate stints. The Hawai'i Island Movers summer baseball club has used the facility for more than 20 years. Other athletic events held there include the HHSAA state baseball championships, the AJA Baseball playoffs, the PAL opening ceremonies, Best of the West High School tournaments, UH Athletics Department Fun Run, the Special Olympics and numerous baseball clinics, including the Cal Ripken-Hideo Nomo Camp.

HOME ATTENDANCE				
Year	Attendance	Average	Dates	Sellouts
1984	104,177	2,216	47	11
1985	106,526	1,746	61	4
1986	+114,367	2,599	44	3
1987	105,646	2,401	44	6
1988	125,752	2,566	49	14
1989	123,330	2,517	49	21
1990	118,305	2,366	50	20
1991	143,027	3,043	47	31
1992	+208,378	4,433	47	43
1993	200,525	4,663	43	34
1994	189,696	4,411	43	30
1995	146,712	3,860	38	5
1996	129,696	3,325	39	0
1997	108,537	2,783	39	0
1998	98,441	2,524	39	1
1999	98,668	2,741	36	0
2000	95,386	2,445	40	0
2001	87,029	2,417	36	0
2002	94,804	2,708	35	0
2003	96,376	2,604	37	0
2004	93,181	2,452	38	1
2005	97,268	2,701	36	0
2006	81,881	2,558	32	2
2007	88,978	2,696	33	2
2008	72,310	2,582	28	1
2009	92,717	2,990	31	3
2010	95,711	3,190	30	3
2011	116,222	3,320	38	5
2012	118,945	3,327	36	5
2013	97,355	3,357	29	2
2014	109,924	3,140	36	2
2015	97,979	3,265	30	1
2016	105,724	3,021	35	0
2017	101,254	2,978	34	1
2018	85,375	2,943	29	1
2019	87,532	2,735	32	0
2020^	40,139	2,867	14	1
2021 \$	0	0	27	0
2022	52,258	2,010	27	2
Total	4,155,109	2,986	1,431	255

\*\*There may be annual disparity in counted home contests for attendance purposes, due to variance in tracking methods for doubleheaders + Indicates led the country in attendance ^shortened season due to 2020 COVID-19 virus.



Opponent	W	L	T	Pct.	Last Mtg.
Abilene Christian	0	1	0	.000	2015
Air Force	30	11	0	.732	2018
Alabama	2	2	0	.500	2005
Alabama-Birmingham	5	1	0	.833	2014
Albany	4	0	0	1.000	2014
Arizona	10	15	0	.400	2016
Arizona State	20	31	0	.392	2021
Arkansas	4	4	0	.500	2006
Baylor	1	0	0	1.000	2015
Birmingham Southern	1	0	0	1.000	2002
Bradley	0	1	0	.000	2013
Brigham Young	44	32	2	.577	2018
Brown	2	0	0	1.000	1992
California	26	22	1	.541	2005
Cal Baptist*	1	1	0	.500	2022
Cal Poly	12	30	0	.286	2022
Cal Poly-Pomona	15	13	0	.536	1992
Cal State Bakersfield*	5	7	0	.417	2022
Cal State Dominguez Hills	3	1	0	.750	1979
Cal State Fullerton*	16	24	0	.400	2022
Cal State Los Angeles	6	2	0	.750	1980
CSUN*	22	39	0	.360	2022
Centenary	8	0	0	1.000	2011
Central Michigan	2	2	0	.500	2012
Chapman	0	1	0	.000	1987
Chicago State	10	1	0	.909	2016
Citadel	3	2	0	.600	2010
Clemson	0	1	0	.000	1994
Coastal Carolina	4	2	0	.667	2009
Colorado Mesa (formerly Mesa State)	2	0	0	1.000	1978
Colorado State	27	1	0	.964	1992
Concordia	1	0	0	1.000	1984
Cornell	13	1	0	.929	1987
Creighton	6	1	0	.857	1991
Dartmouth	2	0	0	1.000	1992
Davidson	1	0	0	1.000	1991
Florida	0	3	0	.000	2000
Florida International	3	0	0	1.000	2004
Florida State	9	9	0	.500	2005
Fordham	2	0	0	1.000	1989
Fresno State*	53	83	0	.389	2022
Georgia Southern	2	1	0	.667	2007
Georgia Tech	2	2	0	.500	1990
Gonzaga	11	10	0	.524	2013
Grambling State	2	0	0	1.000	2012
Grand Canyon	10	3	0	.769	1998
Hawai'i-Hilo	114	21	0	.844	2021
Hawai'i Pacific	31	2	0	.939	2021
Hofstra	3	2	0	.600	2015
Houston	0	1	0	.000	2015
Illinois	1	3	0	.250	1993
Illinois-Chicago Circle	2	0	0	1.000	1978
Illinois State	4	0	0	1.000	2018
Indiana	1	4	0	.250	2017
Indiana State	3	1	0	.750	1989
Iona	4	0	0	1.000	1990
Iowa	3	4	0	.429	2019
Iowa State	12	2	0	.929	1979
Kansas	4	1	0	.800	2006
Lewis-Clark State	11	10	0	.524	2003
Lipscomb (formerly David Lipscomb)	4	0	0	1.000	1979
Long Beach State*	12	23	0	.343	2022
Longwood	4	0	0	1.000	2019
Louisiana-Lafayette	1	0	0	1.000	2005
Louisiana Tech	31	26	0	.544	2012
Louisville	2	1	0	.667	2001
Loyola Marymount	31	14	0	.689	2018
LSU	1	2	0	.333	2018
Maine	2	1	0	.667	1990
Massachusetts	1	0	0	1.000	1973
Mercer	3	1	0	.750	1974
Miami (FL)	2	3	0	.400	1997
Michigan	0	6	0	.000	2016
Middle Tennessee State	1	0	0	1.000	1991
Minnesota	4	2	0	.667	2017
Mississippi State	9	6	0	.667	2009

Missouri	1	1	0	.500	1980
Murray State	15	4	0	.789	1991
Nebraska	15	8	0	.652	2015
Nebraska-Kearney (St.)	8	0	0	1.000	1983
Nevada	37	38	0	.493	2017
New Mexico	56	27	0	.675	2016
New Mexico State	22	13	0	.629	2015
NY Institute of Technology	4	0	0	1.000	2014
North Carolina	7	1	0	.875	1993
North Carolina State	1	2	0	.333	2017
North Dakota State	3	1	0	.750	2020
Northwestern	3	1	0	.750	1999
Notre Dame	2	0	0	1.000	1990
Ohio State	1	4	0	.200	2019
Oklahoma	16	16	0	.500	2015
Oklahoma State	2	0	0	1.000	1990
Oral Roberts	1	0	0	1.000	2017
Oregon	17	21	0	.447	2020
Oregon State	18	7	0	.720	2010
Pacific	17	5	0	.773	2018
Pacific Lutheran	2	1	0	.667	1982
Pepperdine	11	7	0	.611	2015
Portland	4	7	0	.364	2019
Portland State	15	4	0	.789	1995
Purdue	3	0	0	1.000	1986
Rice	10	36	0	.217	2013
Rutgers*	2	2	0	.500	2022
Sacramento State	54	29	0	.651	2012
Sacred Heart	4	0	0	1.000	2017
St. John's	1	0	0	1.000	1980
St. Mary's (CA)	13	7	0	.650	2012
St. Mary's (MN)	4	0	0	1.000	1982
San Diego	8	1	0	.889	2019
San Diego State*	79	68	0	.537	2022
San Francisco	17	13	0	.567	2017
San Francisco State	1	1	0	.500	1975
San Jose State	61	40	0	.604	2017
Santa Clara	17	11	0	.607	2016
Seton Hall	2	2	0	.500	2018
Shippensburg (PA)	1	0	0	1.000	1985
South Florida	1	0	0	1.000	2005
Southeastern Louisiana	1	1	0	.500	1992
Southern California*	26	30	0	.464	2022
Southern California College	5	1	0	.833	1976
Spring Arbor College	5	1	0	.833	1976
Stanford	10	18	1	.357	2010
Texas	3	8	0	.273	2014
Texas A&M	2	1	0	.667	1986
Texas Arlington	0	1	0	.000	2006
Texas Christian	6	14	0	.300	2001
Texas-El Paso	42	5	0	.894	1985
Texas-Pan American	1	0	0	1.000	1980
Toledo	2	0	0	1.000	1975
Tulane	9	2	0	.818	1993
UC Irvine*	13	36	0	.265	2022
UCLA	31	25	0	.554	2013
UC Davis*	24	11	0	.686	2022
UC Riverside*	19	11	0	.633	2022
UC San Diego*	4	3	0	.571	2022
UC Santa Barbara*	21	24	0	.466	2022
UNLV*	19	16	0	.543	2022
U.S. International	5	0	0	1.000	1982
Utah	26	9	0	.742	1999
Utah Valley	3	4	0	.429	2009
Valparaiso	1	2	0	.333	2011
Vanderbilt*	20	10	0	.667	2022
Wagner	5	0	0	1.000	2012
Washington	14	7	0	.667	2009
Washington State*	25	16	0	.601	2022
Western Illinois	7	0	0	1.000	2006
Westmont	1	1	0	.500	1976
West Virginia	2	2	0	.500	2016
Wichita State	24	23	0	.511	2013
Winthrop	1	3	0	.250	2005
Wright State	5	0	0	1.000	2006
Wyoming	30	5	0	.857	1992

\*2022 Season Matchups




# YEAR-BY-YEAR RECORDS

Year	Overall	Collegiate	Coach
1923	2-1	-	Otto Klum
1924	5-5	-	Otto Klum
1925	4-7	-	Otto Klum
1926	7-5	-	Otto Klum
1927	2-9	-	Otto Klum
1928	12-5	-	Otto Klum
1929	8-7	1-1	Otto Klum
1930	8-4	-	Otto Klum
1931	3-11	-	Otto Klum
1932	7-2	-	Otto Klum
1933	1-10	-	Otto Klum
1934	3-6-1	-	Otto Klum
1935	6-4	-	Otto Klum
1936	4-1	-	Otto Klum
1937	No Team	-	
1938	9-2	-	Luke Gill
1939	5-6	-	Luke Gill
1940	No Team	-	
1941	3-9	-	Tom Kaulukukui
1942-45	No Teams	-	
1946	3-4	-	Jesse James Kelly
1947	7-4	-	Tom Kaulukukui
1948	18-3	-	Tom Kaulukukui
1949	21-9	0-1	Tom Kaulukukui
1950	12-6	-	Toku Tanaka
1951	8-4	-	Toku Tanaka
1952	3-7	-	Toku Tanaka
1953	3-9	-	Jimmy Asato
1954	3-16	-	Dr. Tom Ige
1955	5-14	-	Toku Tanaka
1956	26-18	0-1	Toku Tanaka
1957	27-19-1	-	Toku Tanaka
1958	12-19	-	Toku Tanaka
1959	8-20	-	Toku Tanaka
1960	17-23	1-0	Henry Tominaga
1961	13-14-1	0-3	Henry Tominaga
1962	11-9-2	-	Henry Tominaga
1963	8-13	-	Jyun Hirota
1964	No Team	-	
1965	6-5	-	Jyun Hirota
1966	13-14	-	Henry Tominaga
1967	10-21	-	Henry Tominaga
1968	8-20	0-2	Henry Tominaga
1969	8-8	-	Dick Kitamura
1970	No Team	-	
1971	0-4	-	Les Murakami
1972	1-3	-	Les Murakami
1973	1-7	-	Les Murakami
1974	6-11	-	Les Murakami
1975	25-13	-	Les Murakami

Year	Overall	Conference	Coach
1976	29-12	-	Les Murakami
1977	43-13	-	Les Murakami
1978	38-14-1	-	Les Murakami
1979	69-15	-	Les Murakami
1980	60-18	19-5/1st	Les Murakami
1981	50-16	10-5/2nd Southern	Les Murakami
1982	59-17	17-7/1st Southern	Les Murakami
1983	47-20	17-7/2nd Southern	Les Murakami
1984	48-22-1	18-6/1st Southern	Les Murakami
1985	56-31	15-9/2nd Southern	Les Murakami
1986	43-24	15-9/2nd Southern	Les Murakami
1987	45-19	21-2/1st Western	Les Murakami
1988	40-21-1	21-6-1/3rd	Les Murakami
1989	40-27	18-10/3rd	Les Murakami
1990	37-24-1	17-10-1/4th	Les Murakami
1991	51-18	22-5/1st	Les Murakami
1992	49-14	20-6/1st	Les Murakami
1993	34-25	11-13/4th Western	Les Murakami
1994	28-28	8-16/5th	Les Murakami
1995	30-24	12-17/6th Western	Les Murakami
1996	29-26	12-18/5th Western	Les Murakami
1997	22-34	14-16/4th Western	Les Murakami
1998	34-22	12-18/4th Western	Les Murakami
1999	37-20	15-14/5th	Les Murakami
2000	28-28	15-15/4th	Les Murakami
2001	29-27	16-20/6th	Carl Furutani*
2002	16-40	5-25/6th	Mike Trapasso
2003	30-26	11-19/4th	Mike Trapasso
2004	31-24	13-16/4th	Mike Trapasso
2005	28-27	15-14/3rd	Mike Trapasso
2006	45-17	17-6/2nd/2nd	Mike Trapasso
2007	34-25	11-13/4th	Mike Trapasso
2008	29-31	18-14/3rd	Mike Trapasso
2009	32-26	11-12/5th	Mike Trapasso
2010	35-28	12-12/4th	Mike Trapasso
2011	34-25	17-7/1st	Mike Trapasso
2012	30-25	10-8/4th	Mike Trapasso
2013	16-35	11-16/7th	Mike Trapasso
2014	22-31	6-18/8th	Mike Trapasso
2015	21-32	12-12/5th	Mike Trapasso
2016	23-30	12-12/t-4th	Mike Trapasso
2017	28-23	10-14/5th	Mike Trapasso
2018	27-24	11-13/6th	Mike Trapasso
2019	20-30	8-16/T-7th	Mike Trapasso
2020 <sup>^</sup>	11-6	--	Mike Trapasso
2021	24-26	16-24/8th	Mike Trapasso
2022	28-24	19-11/3rd	Rich Hill*

All-Time: 2007-1524-9 Collegiate: 1670-1159-4 \*Acting head coach  
 Western Athletic Conference: 485-380-2 Big West Conference: 105-136  
 ^ indicates shortened season due to Coronavirus pandemic



OTTO KLUM

UH Sports Circle of Honor inductee Otto Klum was the first baseball coach at the University, mentoring the program from 1923-36.

Les Murakami enjoyed the longest and most successful run of any Hawai'i baseball head coach. He recorded 1,079 wins during his 30-year tenure.



LES MURAKAMI



**MISCELLANEOUS**

**LONGEST WINNING STREAK**  
35 - Mar. 2-Apr. 14, 1979

**LONGEST LOSING STREAK**  
12 - May 23, 2012-Mar. 1, 2013 (2 seasons)

**HOME ATTENDANCE**

**Sellouts (Season) - 44, 1992**  
**Consecutive Sellouts - 41, 1992**  
**Game (Turnstile) - 4,312 vs. Wichita St. at Les Murakami Stadium, 3/27/93**  
**Game (Issued) - 5,320 vs. Wichita St. at Les Murakami Stadium, 3/27/93**  
**Game - 18,348 vs. UNLV at Aloha Stadium, 5/19/79**  
**Turnstile (Season) - 151,949 (45 dates), 1992**  
**Avg. Turnstile - 3,377 (45 dates), 1992**  
**Tickets Issued (Season) - 208,378 (45 dates), 1992**  
**Avg. Tickets Issued - 4,663 (43 dates), 1993**

**SINGLE-GAME ATTENDANCE**


Atten.	Opponent	Date
18,348	UNLV	5/19/79
8,003	Utah	5/20/82
6,382	San Diego State	5/14/88
5,599	Arizona State	5/14/83
5,320	Wichita State	3/27/93
4,989	Oregon State	3/26/94
4,935	Sacramento State	4/1/94
4,921	Lewis-Clark State	3/25/94
4,916	Stanford	2/20/94
4,883	Washington	3/27/94
4,832	Oregon State	3/22/94
4,783	Washington	3/21/94
4,702	Florida State	2/4/94
4,689	Oregon	2/13/15
4,684	Texas	2/25/11
4,666	Louisiana Tech	4/21/07
4,615	San Diego State	3/19/94
4,610	Oregon	2/17/12
4,581	Fresno State	5/19/07
4,577	Sacramento State	4/29/06
4,570	Sacramento State	4/2/94
4,567	Louisiana Tech	5/2/09
4,560	UH-Hilo	5/14/94
4,542	CSUN	4/28/18
4,534	UH-Hilo	5/15/94
4,527	Washington State	3/6/94
4,518	Rice	5/8/04
4,484	Fresno State	4/30/94
4,475	UCLA	2/26/94
4,471	UCLA	2/25/94
4,452	Utah Valley	5/17/08
4,452	CSUN	4/16/94
4,424	Fresno State	5/1/94
4,423	Oregon	2/18/12
4,423	Washington State	3/4/94
4,419	California	1/29/94
4,410	Oregon	3/7/20
4,403	Wichita State	3/29/95
4,395	Nebraska	3/29/98
4,393	Grand Canyon	3/25/94
4,387	San Diego State*	5/15/88
4,379	Florida State	2/3/94
4,379	CSUN	4/17/94
4,377	Stanford	2/18/94
4,369	San Diego State	3/17/95
4,368	UCLA	2/27/94
4,357	Southern California	2/24/95
4,354	Stanford	2/19/94
4,350	Loyola Marymount	2/13/94
4,350	CSUN	4/15/94
4,345	Southern California	2/25/06
4,339	San Diego State	3/18/94
4,334	Southern California	2/26/95
4,327	Cal State Fullerton	5/6/17
4,326	San Jose State	4/4/09
4,312	Oregon	2/18/11
4,312	Southern California	2/26/95
4,312	San Diego State	3/20/94
4,029	UC Santa Barbara	5/27/17

**LONGEST GAMES (TIME)**

Time	Game (Innings)	Date
6:14	at San Diego State (15)	2/28/22
5:20	at UC Santa Barbara (13)	4/03/22
5:19	at San Diego St. (15)	4/22/94
4:54	Long Beach State (12)	5/7/16
4:53	Winthrop (15)	3/15/05
4:51	at San Jose State (15)	4/4/08
4:46	Loyola Marymount (14)	2/27/98
4:43	San Jose State (13)	4/1/06
4:30	Texas (15)	2/26/11
4:30	So. California (12)	2/25/95
4:27	Washington State	2/18/22
4:26	Portland (10)	2/15/19
4:26	Texas (11)	1/31/04
4:25	at Hawai'i-Hilo (12)	3/15/02
4:21	at UNLV	5/08/22
4:19	Washington State	4/19/22
4:18	Stanford (10)	2/26/84
4:15	Albany	2/22/14
4:14	at San Diego State (13)	4/24/81
4:14	New Mexico (11)	5/1/82
4:13	at New Mexico	4/14/97
4:13	at New Mexico	4/15/97
4:13	Pacific (10)	2/19/05
4:12	at Rice (12)	5/21/05
4:10	Washington State	2/21/22
4:10	at UTEP (10)	4/26/85
4:10	Sacramento State	1/22/98
4:10	UH-Hilo (Kona)	2/8/98
4:10	San Diego State	3/6/98
4:09	Stanford (14)	2/14/88
4:09	California	2/21/88
4:09	Miami	1/19/97
4:09	San Jose State	3/31/06
4:06	Santa Clara (10)	2/19/00
4:04	Rutgers	3/11/22
4:04	at Nevada	5/22/04
4:03	Santa Clara	5/23/86

**LONGEST GAMES (INNINGS)**

Inn.	Game	Date
19	Oregon	5/23/78
17	Rice	2/22/13
15	at San Diego State	2/28/22
15	Texas	2/26/11
15	Florida State	4/4/77
15	at San Diego State	4/22/94
15	Winthrop	3/15/05
15	at San Jose State	4/4/08
14	Cal Poly-Pomona	7/16/75
14	Stanford	2/14/88
14	Loyola Marymount	2/27/88
14	California	2/17/90
14	Lewis-Clark State	3/29/96
14	at San Diego State	4/19/96
13	at UC Santa Barbara	4/03/22
13	at San Diego State	4/24/81
13	California	2/13/93
13	Sacramento State	2/9/02
13	Pacific	2/20/05
13	San Jose State	4/1/06
12	Brigham Young	3/8/75
12	CSUN	3/23/81
12	New Mexico	5/1/82
12	Sacramento State	3/24/91
12	UCLA	1/1/95
12	Southern California	2/25/95
12	UC Irvine	3/3/02
12	at Hawai'i-Hilo	3/15/02
12	at Rice	5/21/05
12	San Jose State	3/31/06
12	Long Beach State	3/7/08
12	Gonzaga	3/11/13
12	Oklahoma	3/14/15
12	Long Beach State	5/7/16



NEAL HONMA



SEASON

BATTING AVERAGE

Table with batting averages for 1981-1992. Includes players like Greg Oniate, Mario Monico, Robert Medeiros, etc.

SLUGGING PERCENTAGE

Table with slugging percentages for 1981-2001. Includes players like John Matias, Greg Oniate, Robert Medeiros, etc.

AT-BATS

Table with at-bats for 1981-1985. Includes players like Todd Crosby, Rick Bass, Sam Kakazu, etc.

RUNS SCORED

Table with runs scored for 1979-1984. Includes players like Rick Bass, Thad Reece, Mario Monico, etc.

HITS

Table with hits for 1979-2010. Includes players like Thad Reece, Curt Watanabe, Mario Monico, etc.

DOUBLES

Table with doubles for 1984-1980. Includes players like Charles Jackson, Gregg Omori, Thad Reece, etc.

CAREER

BATTING AVERAGE

Table with career batting averages for 1981-1992. Includes players like Mario Monico, Brandon Haislet, Charles Jackson, etc.

SLUGGING PERCENTAGE

Table with career slugging percentages for 1981-1985. Includes players like Joey Meyer, John Matias, Kolten Wong, etc.

AT-BATS

Table with career at-bats for 1977-1988. Includes players like Rick Bass, Thad Reece, Randy Oyama, etc.

RUNS SCORED

Table with career runs scored for 1977-1988. Includes players like Rick Bass, Thad Reece, Mario Monico, etc.

HITS

Table with career hits for 1977-2011. Includes players like Rick Bass, Thad Reece, Mario Monico, etc.

DOUBLES

Table with career doubles for 1980-1988. Includes players like Greg Oniate, Matt Inouye, Collin Tanabe, etc.

SEASON

TRIPLES

Table with triples for 1987-1994. Includes players like Dan Nyssen, Franz Yuen, Collin Tanabe, etc.

HOME RUNS

Table with home runs for 1983-2007. Includes players like Joey Meyer, John Matias, Kevin MacDonald, etc.

RUNS BATTED IN

Table with runs batted in for 1989-1987. Includes players like Mark McWherter, Mario Monico, Curt Watanabe, etc.

TOTAL BASES

Table with total bases for 1985-1986. Includes players like Mario Monico, Gregg Omori, Kris Sanchez, etc.

STOLEN BASES

Table with stolen bases for 1979-1989. Includes players like Rick Bass, Ross Kagawa, Thad Reece, etc.

CAREER

TRIPLES

Table with career triples for 1977-1995. Includes players like Rick Bass, Franz Yuen, Curt Watanabe, etc.

HOME RUNS

Table with career home runs for 1981-1994. Includes players like John Matias, Kolten Wong, Greg Oniate, etc.

RUNS BATTED IN

Table with career runs batted in for 1980-1988. Includes players like Greg Oniate, Collin Tanabe, Todd Takayoshi, etc.

TOTAL BASES

Table with career total bases for 1981-1988. Includes players like Mario Monico, Rick Bass, Collin Tanabe, etc.

STOLEN BASES

Table with career stolen bases for 1977-1993. Includes players like Rick Bass, Thad Reece, Ross Kagawa, etc.



## SEASON

## HIT-BY-PITCHES

26	.....	Darren Blakely, 1998
22	.....	Robbie Wilder, 2006
17	.....	Chris Garnett, 1996
15	.....	Scotty Scott, 2019-21
15	.....	Matthew Inouye, 2004
15	.....	Jonathan Hee, 2008
13	.....	Rick Bass, 1980
13	.....	Sean Takamori, 1999
12	.....	Matthew Inouye, 2006
12	.....	Trevor Podratz, 2012
12	.....	Dallas Duarte, 2022
12	.....	Jacob Igawa, 2022

## WALKS

78	.....	Todd Crosby, 1985
76	.....	Mario Monico, 1985
71	.....	Kimo Perkins, 1981
71	.....	Rick Bass, 1979
68	.....	Markus Owens, 1987
67	.....	Mario Monico, 1984
64	.....	Steve Otani, 1989
63	.....	Randy Inaba, 1985
61	.....	Vern Ramie, 1979
60	.....	Markus Owens, 1986
60	.....	Chuck Jackson, 1984
60	.....	Mario Monico, 1983

## STRIKEOUTS

64	.....	Jeff Van Doornum, 2011
61	.....	Tim Montgomery, 2001
56	.....	Matt Wong, 2022
55	.....	Tim Montgomery, 2002
55	.....	Jeff Van Doornum, 2010
55	.....	Zack Swasey, 2011
54	.....	Matt LoCoco, 2016
54	.....	Alex Fitchett, 2017
53	.....	Sean Montplaisir, 2011
52	.....	Kyson Donahue, 2022
52	.....	Alex Fitchett, 2016
52	.....	Max Duval, 2012
52	.....	Trevor Podratz, 2012
52	.....	Kevin MacDonald, 2009

## SACRIFICE BUNTS

22	.....	Johnny Weeks, 2018
21	.....	Michael Dartt, 1999
15	.....	Andrew Sansaver, 2004
14	.....	Ross Kagawa, 1989
14	.....	Jon Hansen, 1979
13	.....	Rick Bass, 1980
13	.....	Keoni Hansen, 1996
13	.....	Andrew Sansaver, 2003
13	.....	Jon Viela, 1991
12	.....	Steve Otani, 1989
12	.....	Schafer Magana, 2005
12	.....	Rick Bass, 1979

## SACRIFICE FLIES

10	.....	Todd Crosby, 1984
5	.....	Cole Cabrera, 2022

## CAREER

## HIT-BY-PITCH

37	.....	Darren Blakely, 1996-98
35	.....	Matt Inouye, 2003-06
35	.....	Scotty Scott, 2019-2022
31	.....	Robbie Wilder, 2004-06
27	.....	Steve Otani, 1988-91
26	.....	Jon Hee, 2004-08
25	.....	Dallas Duarte, 2019-2022
23	.....	Tyler Cheff, 1990-94
22	.....	Schafer Magana, 2002-05
20	.....	Lars Hansen, 1996-99
20	.....	Brandon Haislet, 2007-08
20	.....	Kevin MacDonald, 2007-10
20	.....	Sean Montplaisir, 2008-11
20	.....	Pi'ikea Kitamura, 2010-13
20	.....	Collin Bennett, 2010-12
20	.....	Jacob Igawa, 2021-2022

## WALKS

240	.....	Mario Monico, 1982-85
204	.....	Thad Reece, 1978-81
204	.....	Randy Oyama, 1984-88
195	.....	Todd Takayoshi, 1988-91
188	.....	Randy Inaba, 1982-85
184	.....	Rick Bass, 1977-80
176	.....	Greg Oniate, 1980-83
156	.....	Steve Otani, 1988-91
155	.....	Todd Crosby, 1984-86
153	.....	Kimo Perkins, 1978-81

## STRIKEOUTS

209	.....	Jeff Van Doornum, 2008-11
160	.....	Tim Montgomery, 2001-03
159	.....	Kevin MacDonald, 2007-10
142	.....	Jamie Aloy, 1997-2000
138	.....	Sean Montplaisir, 2008-11
131	.....	Matt Inouye, 2003-06
122	.....	John Matias, 1985-89
119	.....	Eric Ramirez, 2015-18
116	.....	Jody Napuunoo, 1993-96
114	.....	Mark McWherter, 1985-89
111	.....	Randy Oyama, 1984-88
111	.....	Deron Moreland, 1988-91
111	.....	Darren Blakely, 1996-98

## SACRIFICE BUNTS

46	.....	Johnny Weeks, 2015-18
40	.....	Michael Dartt, 1996-99
34	.....	Steve Otani, 1988-91
29	.....	Schafer Magana, 2002-05
29	.....	Derek DuPree, 2005-07
28	.....	Ross Kagawa, 1985-89
28	.....	Andrew Sansaver, 2003-04
24	.....	Jon Viela, 1988-91
21	.....	Jacob Sheldon-Collins, 2015-16
21	.....	Greg Garcia, 2008-10

## SACRIFICE FLIES

21	.....	Rick Bass, 1977-80
19	.....	Greg Oniate, 1980-83
18	.....	Todd Crosby, 1984-86
16	.....	Collin Tanabe, 1978-81
15	.....	Randy Inaba, 1982-85
14	.....	Jon Hansen, 1977-79
13	.....	Derron Moreland, 1988-91
13	.....	Todd Takayoshi, 1988-91
13	.....	Jody Napuunoo, 1993-96
12	.....	Kimo Perkins, 1978-81
12	.....	Lance Belen, 1982-84
12	.....	Mario Monico, 1982-85
12	.....	Larry Gonzales, 1986-88
12	.....	Pi'ikea Kitamura, 2010-13

## SEASON

## INNINGS PITCHED

174.1	.....	Derek Tatsuno, 1979
144.1	.....	Bill Blanchette, 1991
137.1	.....	Mike Campbell, 1985
137.0	.....	Andrew McNally, 1993
136.1	.....	Chuck Crim, 1980
133.1	.....	Scott Karl, 1992
128.2	.....	Chuck Crim, 1982
126.2	.....	Bobby Moore, 1994
126.0	.....	Matt Apana, 1993
124.1	.....	Gerald Ako, 1977

## EARNED RUNS ALLOWED

74	.....	Robbie Robinson, 1997
71	.....	Bruce Walton, 1985
69	.....	Andrew McNally, 1994
68	.....	Bobby Moore, 1994
66	.....	Norman Holt, 1998
65	.....	Greg Burlingame, 1985
61	.....	Mark Johnson, 1996
60	.....	Chris George, 2002
60	.....	Mike Campbell, 1985
59	.....	Chuck Crim, 1981
59	.....	Robbie Robinson, 1996

## RUNS ALLOWED

89	.....	Robbie Robinson, 1997
79	.....	Andrew McNally, 1994
77	.....	Bobby Moore, 1994
77	.....	Paul Ah Yat, 1996
75	.....	Mark Johnson, 1996
73	.....	Norman Holt, 1988
73	.....	Sean Yamashita, 2001
72	.....	Rich Snider, 2000
71	.....	Chuck Crim, 1981
70	.....	Chris George, 2002

## HIT BATTERS

17	.....	Jamie Aloy, 2000
15	.....	Matt Apana, 1993
15	.....	Jeff Coleman, 2001
14	.....	Chad Giannetti, 2001
14	.....	Scott Squier, 2013
14	.....	Aaron Davenport, 2019
13	.....	LJ Brewster, 2015
13	.....	Scott Squier, 2012
13	.....	Josh Slaats, 2010
13	.....	Ricky Bauer, 2002
13	.....	Chris George, 2002
13	.....	Daven Hermosura, 1997
13	.....	Mark Johnson, 1996
13	.....	Tai Atkins, 2022
13	.....	Cameron Hagan, 2022

## STRIKEOUTS

234	.....	Derek Tatsuno, 1979
161	.....	Derek Tatsuno, 1978
146	.....	Derek Tatsuno, 1977
146	.....	Scott Karl, 1992
145	.....	Mike Campbell, 1985
132	.....	Mark Johnson, 1996
127	.....	Bryan Duquette, 1980
123	.....	Steven Wright, 2006
119	.....	Mike Campbell, 1984
115	.....	Levon Largusa, 1990

## HITS ALLOWED

157	.....	Bruce Walton, 1985
145	.....	Bill Blanchette, 1991
137	.....	Andrew McNally, 1993
135	.....	Greg Burlingame, 1985
132	.....	Rich Snider, 2000
128	.....	Chuck Crim, 1981
128	.....	Andrew McNally, 1994
124	.....	Mike Campbell, 1985
124	.....	Robbie Robinson, 1997
123	.....	Norman Holt, 1988

## CAREER

## INNINGS PITCHED

402.1	.....	Derek Tatsuno, 1977-79
382.0	.....	Andrew McNally, 1993-95, '97
366.2	.....	Chuck Crim, 1980-82
356.2	.....	Gerald Ako, 1974-77
346.0	.....	Ricky Bauer, 2002-05
337.2	.....	Brady Perreira, 1989-92
328.1	.....	Matt Sisto, 2009-12
327.0	.....	Scott Karl, 1990-92
325.0	.....	Jamie Aloy, 1997-2000
314.1	.....	Bruce Walton, 1982-85

## EARNED RUNS ALLOWED

205	.....	Andrew McNally, 1993-95, '97
194	.....	Robbie Robinson, 1994-97
175	.....	Jamie Aloy, 1997-2000
168	.....	Ricky Bauer, 2002-05
161	.....	Bruce Walton, 1982-85
161	.....	Jeff Vierra, 1985-89
151	.....	Matt Sisto, 2009-12
146	.....	Chuck Crim, 1980-82
146	.....	Randon Ho, 1996, '98-2000
142	.....	Mark Furtak, 1985-87

## RUNS ALLOWED

241	.....	Andrew McNally 1993-95, '97
230	.....	Robbie Robinson, 1994-97
211	.....	Jamie Aloy, 1997-2000
209	.....	Ricky Bauer, 2002-05
199	.....	Bruce Walton, 1982-85
192	.....	Chuck Crim, 1980-82
191	.....	Jeff Vierra, 1985-89
179	.....	Rich Snider, 2000
178	.....	Randon Ho, 1996, '98-2000
170	.....	Mark Furtak, 1985-87
170	.....	Brady Perreira, 1989-92

## HIT BATTERS

44	.....	Ricky Bauer, 2002-05
39	.....	Scott Squier, 2012-14
33	.....	Mark Johnson, 1994-96
33	.....	Robbie Robinson, 1994-97
32	.....	Jamie Aloy, 1997-2000
31	.....	Andrew McNally, 1993-95, '97
26	.....	Sean Yamashita, 1999-02
26	.....	Gerald Ako, 1974-77
26	.....	Kamuela Binkie, 1994, '96-98
25	.....	Chris George, 2002-03

## STRIKEOUTS

541	.....	Derek Tatsuno, 1977-79
332	.....	Bryan Duquette, 1980-82
304	.....	Andrew McNally, 1993-95, '97
298	.....	Mike Campbell, 1983-85
290	.....	Chuck Crim, 1980-82
278	.....	Gerald Ako, 1974-77
278	.....	Scott Karl, 1990-92
269	.....	Mark Johnson, 1994-96
245	.....	Levon Largusa, 1990-92
231	.....	Mark Olmos, 1977-80

## HITS ALLOWED

435	.....	Andrew McNally, 1993-95, '97
410	.....	Ricky Bauer, 2002-05
374	.....	Robbie Robinson, 1994-97
370	.....	Jamie Aloy, 1997-2000
365	.....	Matt Sisto, 2009-12
365	.....	Bruce Walton, 1982-85
358	.....	Chuck Crim, 1980-82
349	.....	Brady Perreira, 1989-92
323	.....	David Smith, 1979-81, '83
312	.....	Jeff Vierra, 1985-89



SEASON

WALKS ALLOWED

(since 2002)

Table with 2 columns: Walks Allowed (since 2002) and Player/Year. Rows include Matt Daly (2008), Cade Helemanu (2022), LJ Brewster (2015), Chris George (2002), Scott Squier (2014), Stephen Bryant (2004), Stephen Bryant (2004), Jackson Rees (2018), Jackson Rees (2017), Chris George (2003), and Keahi Rawlins (2003).

WILD PITCHES

Table with 2 columns: Wild Pitches and Player/Year. Rows include Greg Burlingame (1985), Mark Johnson (1996), Dusty Bergman (1997), Levon Largusa (1990), Dusty Bergman (1998), Mike Campbell (1985), Paul Brown (1987), Patrick McNair (1998), LJ Brewster (2015), Chris George (2003), Chris George (2002), Bill Blanchette (1992), and Scott Karl (1992).

BALKS

Table with 2 columns: Balks and Player/Year. Rows include Aaron Pribble (2002), Steven Wright (2005), William Quaglieri (2002), Bruce Walton (1983), Randon Ho (1996), Dusty Bergman (1997), Wakon Childers (2001), Aaron Pribble (2001), Stephen Bryant (2005), Alex Capaul (2010), Sam Spangler (2010), Jarrett Arakawa (2015), Quintin Torres-Costa (2015), Neil Uskali (2017), Jeremy Wu-Yelland (2019), and Austin Teixeira (2021).

EARNED RUN AVERAGE

(min. 20 innings)

Table with 2 columns: Earned Run Average (min. 20 innings) and Player/Year. Rows include Matt Valencia (2016), Gene Smith (1978), Brent Harrison (2012), Gerald Ako (1976), Lenny Linsky (2011), Larry Gonzales (1988), Derek Tatsuno (1978), Darrell Fisherbaugh (2005), Richard Olsen (1976), and Casey Ryan (2017).

WINS

Table with 2 columns: Wins and Player/Year. Rows include Derek Tatsuno (1979), Chuck Crim (1980), Scott Karl (1992), Gerald Ako (1975), Brady Perreira (1992), Rocky Ynclan (1987), Steven Wright (2006), Matt Apana (1993), Joey Vierra (1986), Bryan Duquette (1980), David Smith (1980), Gene Smith (1979), Gerald Ako (1977), and Derek Tatsuno (1977).

CAREER

WALKS ALLOWED

Table with 2 columns: Career Walks Allowed and Player/Year. Rows include Levon Largusa (1990-92), Mike Campbell (1983-85), Chuck Crim (1980-82), Randon Ho (1996, '98-2000), Ross Hayashi (1981-84), Guy Ogawa (1982-86), Scott Karl (1990-92), Derek Tatsuno (1977-79), Bryan Duquette (1980-82), and Brady Perreira (1989-92).

WILD PITCHES

Table with 2 columns: Career Wild Pitches and Player/Year. Rows include Dusty Bergman (1997-99), Greg Burlingame (1983-87), Levon Largusa (1990-92), Mark Johnson (1994-96), Andrew McNally (1993-95, '97), Chuck Crim (1980-82), Scott Karl (1990-92), Randon Ho (1996, '98-2000), Chris George (2002-03), Guy Ogawa (1982-86), and Brady Perreira (1989-92).

BALKS

Table with 2 columns: Career Balks and Player/Year. Rows include Aaron Pribble (1999-2002), William Quaglieri (2001-02), Steven Wright (2004-06), Dusty Bergman (1997-99), Jeremy Wu-Yelland (2018-19), Robbie Robinson (1994-97), Troy Yoshimasa (1996-99), Neil Uskali (2017-18), and Eight players.

EARNED RUN AVERAGE

(min. 50 innings)

Table with 2 columns: Career Earned Run Average (min. 50 innings) and Player/Year. Rows include Tyler Brashears (2015), Dylan Thomas (2017-19), Gerald Ako (1974-77), Derek Tatsuno (1977-79), Matt Cooper (2013-14), David Smith (1979-81, '83), Richard Olsen (1976-78), Ben Flores (1975-76), Bryan Duquette (1980-82), and Bill Blanchette (1990-92).

WINS

Table with 2 columns: Career Wins and Player/Year. Rows include Derek Tatsuno (1977-79), Gerald Ako (1974-77), Chuck Crim (1980-82), Bryan Duquette (1980-82), David Smith (1979-83), Brady Perreira (1989-92), Scott Karl (1990-92), Mark Olmos (1977-80), Bruce Walton (1982-85), and Randon Ho (1996, '98-2000).

SEASON

LOSSES

Table with 2 columns: Season Losses and Player/Year. Rows include Robbie Robinson (1997), Sean Yamashita (2002), Ricky Bauer (2002), Sean Yamashita (2001), Rich Snider (2000), Ian Harrington (2007), Clary Carlsen (2004), Andrew McNally (1994), Mark Johnson (1995), and Robbie Robinson (1996).

SAVES

Table with 2 columns: Season Saves and Player/Year. Rows include Dylan Thomas (2018), Lenny Linsky (2011), Craig Tucker (1991), Lenny Linsky (2010), Gene Smith (1979), Gene Smith (1978), Joey Vierra (1988), Jeff Ball (1989), Brian Souza (1990), Darrell Fisherbaugh (2006), Dylan Thomas (2017), Quintin Torres-Costa (2015), Brent Harrison (2012), Craig Tucker (1992), and Joey Vierra (1986).

APPEARANCES

Table with 2 columns: Season Appearances and Player/Year. Rows include Joey Vierra (1986), Jeff Ball (1989), Cody Culp (2016), Joey Vierra (1987), Gene Smith (1979), Sam Kakazu (1979), Bryan Duquette (1982), Ross Hayashi (1984), Jeff Ball (1990), and Ian Jones (1999).

STARTS

Table with 2 columns: Season Starts and Player/Year. Rows include Derek Tatsuno (1979), Mark Rodriguez (2007), Ian Harrington (2007), Scott Karl (1992), Andrew McNally (1993), Matt Apana (1993), Chuck Crim (1982), Chuck Crim (1980), Jeff Coleman (2001), Sean Yamashita (2001), Rich Snider (2000), Mark Johnson (1996), Bobby Moore (1994), Mike Campbell (1984), Bruce Walton (1983), and Mark Olmos (1979).

COMPLETE GAMES

Table with 2 columns: Complete Games and Player/Year. Row includes Derek Tatsuno (1978).

CAREER

LOSSES

Table with 2 columns: Career Losses and Player/Year. Rows include Robbie Robinson (1994-97), Ricky Bauer (2002-05), Andrew McNally (1993-95, '97), Randon Ho (1996, '98-2000), Sean Yamashita (1999-2002), Matt Sisto (2009-12), Jamie Aloy (1997-2000), Mark Johnson (1994-96), Jeff Vierra (1985-89), and Rich Snider (1999-2000).

SAVES

Table with 2 columns: Career Saves and Player/Year. Rows include Gene Smith (1976-79), Lenny Linsky (2009-11), Dylan Thomas (2017-19), Craig Tucker (1991-93), Joey Vierra (1986-87), Darrell Fisherbaugh (2004-06), Jeff Ball (1987-90), Mark Johnson (1994-95), Bryan Duquette (1980-82), Brian Souza (1990), and Cody Culp (2015-16).

APPEARANCES

Table with 2 columns: Career Appearances and Player/Year. Rows include Ross Hayashi (1981-84), Jeff Vierra (1985-89), Randon Ho (1996, '98-2000), Sean Yamashita (1999-2002), Lawrence Chew (2012-16), Jeff Ball (1987-90), Ian Jones (1998-2000), Ricky Bauer (2002-05), Joey Vierra (1986-87), Kamuela Binkie (1994, '96-98), Jayson Kramer (2006-09), and Matt Daly (2006-08).

STARTS

Table with 2 columns: Career Starts and Player/Year. Rows include Andrew McNally (1993-95, '97), Brady Perreira (1989-92), Matt Sisto (2009-12), Chuck Crim (1980-82), Ricky Bauer (2002-05), Bruce Walton (1982-85), Scott Karl (1990-92), Derek Tatsuno (1977-79), Levon Largusa (1990-92), Jamie Aloy (1997-2000), Mark Furtak (1985-87), and Randon Ho (1996, '98-2000).

RELIEF APPEARANCES

Table with 2 columns: Career Relief Appearances and Player/Year. Rows include Jeff Ball (1987-90), Ian Jones (1998-2002), Lenny Linsky (2009-11), Lawrence Chew (2012-16), Kamuela Binkie (1994, '96-98), Gene Smith (1976-79), Sam Kakazu (1977-81), Joey Vierra (1986-87), Dylan Thomas (2017-19), Ken Mackenzie (1996-99), Mark Kawakami (1985-88), Craig Tucker (1991-93), and Rich Olsen (2003-07).



**SEASON**

12..... Mike Campbell, 1985  
 12..... Andrew McNally, 1993  
 11..... Derek Tatsuno, 1977  
 11..... Derek Tatsuno, 1979  
 10..... Gerald Ako, 1977  
 10..... Chuck Crim, 1982  
 10..... Scott Karl, 1992  
 9..... Gerald Ako, 1976  
 9..... Chuck Crim, 1980  
 9..... Scott Roberts, 1981

**SHUTOUTS**

4..... Scott Roberts, 1981  
 4..... Derek Tatsuno, 1977  
 3..... Chuck Crim, 1982  
 3..... Bill Blanchette, 1991  
 3..... Levon Largusa, 1992  
 3..... Andrew McNally, 1993  
 3..... Dan Kapea, 1988  
 3..... Derek Tatsuno, 1979  
 3..... Derek Tatsuno, 1978  
 3..... Gerald Ako, 1976

**CHANCES**

618..... Ron Nomura, 1979

**CAREER**

**COMPLETE GAMES**

34..... Derek Tatsuno, 1977-79  
 27..... Chuck Crim, 1980-82  
 26..... Gerald Ako, 1974-77  
 20..... Mike Campbell, 1983-85  
 17..... Scott Karl, 1990-92  
 17..... Andrew McNally, 1993-95, '97  
 15..... David Smith, 1979-83  
 14..... Joel Lono, 1980-84  
 14..... Brady Perreira, 1989-92  
 13..... Bryan Duquette, 1980-82

**HIGHEST W/L PERCENTAGE**

.870..... Derek Tatsuno, 1977-79  
 .826..... Guy Ogawa, 1982-86  
 .815..... Bill Blanchette, 1990-92  
 .810..... Scott Roberts, 1979-81  
 .791..... Chuck Crim, 1980-82  
 .789..... David Smith, 1979-83  
 .788..... Mark Olmos, 1977-80  
 .786..... Ross Hayashi, 1981-84  
 .785..... Troy Yoshimasu, 1996-99  
 .778..... Gene Smith, 1976-79

**SHUTOUTS**

10..... Derek Tatsuno, 1977-79  
 6..... Gerald Ako, 1974-77  
 5..... Scott Roberts, 1979-81  
 4..... Levon Largusa, 1990-92  
 4..... Andrew McNally, 1993-95, '97  
 4..... Chuck Crim, 1980-82  
 4..... David Smith, 1979-81, '83  
 4..... Bill Blanchette, 1990-92  
 3..... Mark Olmos, 1977-80  
 3..... Paul Ah Yat, 1994-96  
 3..... Joel Lono, 1980-81, '83-84  
 3..... Scott Karl, 1990-92

**SEASON**

608..... Andrew Sansaver, 2004  
 589..... Kevin MacDonald, 2009  
 582..... Kevin MacDonald, 2010  
 577..... Andrew Sansaver, 2003  
 576..... Randy Oyama, 1988  
 565..... Joey Meyer, 1983  
 563..... Kevin Macdonald, 2008  
 560..... Kris Sanchez, 2007  
 545..... Luis Avila, 2006

**PUTOUTS**

560..... Ron Nomura, 1979  
 539..... Kevin Macdonald, 2009  
 532..... Randy Oyama, 1988  
 531..... Andrew Sansaver, 2004  
 528..... Kevin MacDonald, 2010  
 527..... Luis Avila, 2006  
 526..... Andrew Sansaver, 2003  
 525..... Joey Meyer, 1983  
 521..... Kris Sanchez, 2007  
 515..... Kevin Macdonald, 2008

**ASSISTS**

272..... Todd Crosby, 1985  
 223..... Greg Garcia, 2009  
 220..... Michael Dartt, 1998  
 219..... Brian Finegan, 2003  
 218..... Kelsey Isa, 1986  
 214..... Brian Hart, 1989  
 213..... Thad Reece, 1979  
 207..... Kelsey Isa, 1985  
 204..... Eric Tokunaga, 1980  
 199..... Brian Finegan, 2004

**ERRORS**

27..... Curt Watanabe, 1979  
 24..... Cortland Wilson, 2001  
 24..... Greg Vasquez, 1982  
 24..... Eric Tokunaga, 1980  
 24..... Thad Reece, 1979  
 22..... Greg Vasquez, 1984  
 22..... Michael Dartt, 1998  
 20..... Joe Spiers, 2005  
 20..... Randy Vollmer, 1992  
 20..... Bobby Matta, 1983  
 20..... Thad Reece, 1980

**MOST AT-BATS**

**CAREER**

**CHANCES**

2,234..... Randy Oyama, 1984-88  
 1,833..... Kevin McDonald, 2007-09  
 1,702..... Eric Ramirez, 2015-18  
 1,620..... Jamie Aloy, 1997-2000  
 1,438..... Howard Dashefsky, 1979-82  
 1,355..... Collin Tanabe, 1978-81  
 1,352..... Ron Nomura, 1976-79  
 1,342..... Thad Reece, 1978-81  
 1,431..... Kevin Macdonald, 2007-09  
 1,185..... Andrew Sansaver, 2003-04

**PUTOUTS**

2,070..... Randy Oyama, 1984-88  
 1,666..... Kevin Macdonald, 2007-09  
 1,564..... Eric Ramirez, 2015-18  
 1,444..... Jamie Aloy, 1997-2000  
 1,314..... Howard Dashefsky, 1979-82  
 1,223..... Ron Nomura, 1976-79  
 1,143..... Collin Tanabe, 1978-81  
 1,057..... Andrew Sansaver, 2003-04  
 952..... Landon Hernandez, 2006-09  
 945..... Todd Takayoshi, 1988-91

**ASSISTS**

725..... Thad Reece, 1978-81  
 630..... Todd Crosby, 1984-86  
 618..... Steve Otani, 1988-91  
 596..... Kelsey Isa, 1983-86  
 574..... Greg Vasquez, 1981-84  
 565..... Greg Garcia, 2008-10  
 559..... Michael Dartt, 1996-99  
 499..... Corey Ishigo, 1992-95  
 486..... Stephen Ventimilia, 2012-2015  
 478..... Jon Hee, 2004-08

**ERRORS**

69..... Thad Reece, 1978-81  
 66..... Greg Vasquez, 1981-84  
 58..... Kelsey Isa, 1983-86  
 55..... Curt Watanabe, 1976-79  
 51..... Michael Dartt, 1996-99  
 48..... Steve Otani, 1988-91  
 45..... Greg Garcia, 2008-10  
 44..... Michael Dartt, 1996-98  
 44..... Kimo Perkins, 1978-81  
 42..... Randy Vollmer, 1990-92

**DOUBLE PLAYS STARTED**

70..... Greg Vasquez, 1981-84  
 64..... Thad Reece, 1978-81  
 56..... Todd Crosby, 1984-86  
 55..... Steve Otani, 1988-91  
 48..... Kelsey Isa, 1983-86  
 42..... Randy Vollmer, 1990-92  
 41..... Brian Hart, 1988-89  
 41..... Jaime Ahu, 1993-96  
 39..... Corey Ishigo, 1992-95  
 34..... Eric Tokunaga, 1977-81

**INNING**
**RUNS SCORED**

15..... vs. New Mexico, 4/22/89  
 15..... vs. New Mexico State, 5/21/11  
 By Inning  
 1st Inn..... 12 at UTEP, 4/17/82  
 2nd Inn..... 11 vs. Utah, 5/17/85  
 3rd Inn..... 15 vs. New Mexico, 4/22/89  
 4th Inn..... 9 vs. LMU, 3/10/84  
 5th Inn..... 12 vs. US Int'l, 3/31/82  
 6th Inn..... 15 vs. N. Mexico St, 5/21/11  
 7th Inn..... 13 vs. Chicago St., 3/10/87  
 8th Inn..... 12 at BYU, 5/18/85  
 9th Inn..... 9 at New Mexico, 3/14/97

**HITS**

12..... vs. Murray St., 3/16/85  
 By Inning  
 1st Inn..... 11 at UTEP, 4/17/82  
 2nd Inn..... 8 vs. Air Force, 4/25/92  
 3rd Inn..... 10 at UC Riverside, 4/13/19  
 4th Inn..... 7 vs. Hawai'i Pacific, 2/5/83  
 ..... vs. So. California College, 4/24/76  
 5th Inn..... 10 vs. US Int'l, 3/31/82  
 6th Inn..... 11 vs. N. Mexico St., 5/21/11  
 7th Inn..... 9 vs. Sacramento St., 4/6/96  
 8th Inn..... 5 vs. Chicago State, 3/20/16  
 9th Inn..... 7 at New Mexico, 4/10/81  
 ..... 7 at UTEP, 4/16/82

**CONSECUTIVE BATTERS TO REACH BASE**

11..... New Mexico, 4/22/89  
 11..... New Mexico State, 5/21/11

**DOUBLES**

4 (2x)..... last at Colorado St., 4/30/88

**TRIPLES**

3 (2x)..... last vs. Colorado St., 5/8/92

**HOME RUNS**

3 (3x)..... last at Air Force, 4/8/91

**TOTAL BASES**

17..... New Mexico State, 5/21/11

**RUNS BATTED IN**

15..... New Mexico, 4/22/89

**STOLEN BASES**

5 (3x).... last vs. Washington St., 3/25/91

**HIT-BY-PITCH**

6..... vs. Hawai'i-Hilo (8th inn.), 2/8/98

**WALKS**

9 (2x)..... last vs. Murray St., 3/16/85

**GAME**
**RUNS SCORED**

34..... at Air Force, 4/8/99  
 Loss  
 23..... at New Mexico, 3/14/97  
 Margin of victory  
 25..... vs. Colorado St., 30-5, 4/29/87

**HITS**

35..... at Air Force, 4/8/99

**DOUBLES**

9..... at New Mexico, 3/16/97

**TRIPLES**

6 (2x)..... last vs. Murray St., 3/8/91

**HOME RUNS**

5 (4x)..... last at Air Force, 4/8/99

**TOTAL BASES**

57..... at Air Force, 4/8/99

**RUNS BATTED IN**

31..... at Air Force, 4/8/99

**STRIKEOUTS**

23..... vs. Rice, 2/23/13

**STOLEN BASES**

13..... vs. Kearney St., 3/6/83

**HIT-BY-PITCH**

8..... at San Diego State, 2/28/22

**WALKS**

19..... vs. UC Santa Barbara, 3/6/88

**INNING**
**CONSECUTIVE BATTERS TO REACH BASE**

11..... New Mexico, 4/22/89  
 11..... New Mexico State, 5/21/11

**DOUBLES**

4 (2x)..... last at Colorado St., 4/30/88

**TRIPLES**

3 (2x)..... last vs. Colorado St., 5/8/92

**HOME RUNS**

3 (3x)..... last at Air Force, 4/8/91

**TOTAL BASES**

17..... New Mexico State, 5/21/11

**RUNS BATTED IN**

15..... New Mexico, 4/22/89

**STOLEN BASES**

5 (3x)..... last vs. Santa Clara, 2/12/89

**HIT-BY-PITCH**

6..... vs. Hawai'i-Hilo (8th inn.), 2/8/98

**WALKS**

9 (2x)..... last vs. Murray St., 3/16/85

**PLATE APPEARANCES**

21..... vs. New Mexico, 4/22/89

**GAME**
**DOUBLES**

9..... at New Mexico, 3/16/97

**TRIPLES**

6 (2x)..... last vs. Murray St., 3/8/91

**HOME RUNS**

5 (4x)..... last at Air Force, 4/8/99

**TOTAL BASES**

57..... at Air Force, 4/8/99

**RUNS BATTED IN**

31..... at Air Force, 4/8/99

**STRIKEOUTS**

23..... vs. Rice, 2/23/13

**STOLEN BASES**

13..... vs. Kearney St., 3/6/83

**HIT-BY-PITCH**

6 (3x)..... last at Pepperdine, 2/26/15

**WALKS**

19..... vs. UC Santa Barbara, 3/6/88

**SACRIFICE HITS**

5 (2x)..... last vs. New Mexico, 2/20/16

**SACRIFICE FLIES**

3 (6x)..... last vs. Hawaii Hilo, 2/8/20

**PLATE APPEARANCES**

72..... vs. Oregon, 5/23/78

**RUNNERS LEFT ON BASE**

19..... at San Diego St., 4/22/94

Combined

43..... at San Diego St. (24), 4/22/94



INNING	GAME	INDIVIDUAL INNING	INDIVIDUAL GAME
<b>RUNS ALLOWED</b> 13 .....at Air Force, 4/7/89	<b>INNINGS PITCHED</b> 19 .....vs. Oregon, 5/23/78	<b>RUNS BATTED IN</b> 5 (3x) ..... last by John Matias vs. New Mexico, 4/22/89	<b>AT BATS</b> 9 .... Montplaisir at San Jose St, 4/4/08
<b>EARNED RUNS ALLOWED</b> 13 .....at Air Force, 4/7/89	<b>APPEARANCES</b> 9 .....at San Diego State, 2/28/22	<b>TOTAL BASES</b> 8 (2x) . .last by Mark McWherter at BYU, 5/6/88	<b>RUNS SCORED</b> 7 .... Michael Dartt at Air Force, 4/8/99
<b>HITS ALLOWED</b> 10 .....at Air Force, 4/7/89	<b>RUNS ALLOWED</b> 25 ..... at New Mexico, 3/14/97	<b>EARNED RUNS ALLOWED</b> 9 .....Rocky Ynclan at Air Force, 4/7/89	<b>HITS</b> 6 .... Michael Dartt at Air Force, 4/8/99
<b>STRIKEOUTS</b> 4 .....vs. Colorado St., 4/15/89 (4th inn.)	<b>EARNED RUNS ALLOWED</b> 23 ..... at New Mexico, 3/14/97	<b>STRIKEOUTS</b> 4 ..... .Rocky Ynclan vs. Colorado St., 4/15/89	<b>DOUBLES</b> 3 ...by many, last by D. Calicdan vs. UC Davis 4/7/19
<b>HIT BATTERS</b> 4 ..... at Long Beach State, 3/20/22	<b>HITS ALLOWED</b> 30 ..... at New Mexico, 3/14/97	<b>HIT BATTERS</b> 3 (4x) last by Tai Atkins at LBSU, 3/19/22	<b>TRIPLES</b> 2 last by Matt Wong vs. Oregon 3/7/20
<b>WALKS ALLOWED</b> 7 ..... vs. U.S. International, 4/1/82	<b>STRIKEOUTS</b> 20 .....vs. Oregon, 5/10/78	<b>HITS</b> 8 ..... Mitchell Miyoshi vs. Arizona St. 1/29/93	<b>HOME RUNS</b> 3 (5x) ..... last by Kolten Wong vs. LMU 3/15/09
<b>WILD PITCHES</b> 3 ..... many times	<b>HIT BATTERS</b> 6 (2x) ...last at San Diego State, 2/28/22	<b>WALKS</b> 5 (2x) ...last by Guy Ogawa vs. U.S. Int'l, 4/1/82	<b>RUNS BATTED IN</b> 10 ..... Mario Monico vs. Utah, 5/17/85
<b>BALKS</b> 2 .....vs. Fresno St. (7th), 4/9/01	<b>WALKS ALLOWED</b> 17 (2x) .....last vs. New Mexico, 2/21/16	<b>WILD PITCHES</b> 3 (4x) .....last by Randon Ho at Rice, 4/23/00	<b>TOTAL BASES</b> 15 ..... Mario Monico vs. Utah, 5/17/85
<b>ASSISTS</b> 7 ..... vs. Gonzaga, 3/13/77	<b>WILD PITCHES</b> 6 (2x) ... last vs. Washington St., 2/21/96	<b>BALKS</b> 2 (2x) ...last by Steven Wright at San Jose St., 4/20/05	<b>STOLEN BASES</b> 5 .. Terry Derby vs. Kearney St., 3/6/83
<b>ERRORS</b> 4 (6x) ..... last at Air Force, 4/8/99	<b>BALKS</b> 2 .... (5x), last vs. Fresno St. (7th), 4/9/01	<b>WALKS</b> 5 (3x) . .last by R. Russo vs. Wichita St., 2/22/03	<b>STRIKEOUTS</b> 5 (2x) ... last by Isaac Omura vs. Sac St., 3/1/05
<b>TOTAL CHANCES</b> 11 ..... vs. Gonzaga, 3/13/77	<b>PUTOUTS</b> 57 .....vs. Oregon, 5/23/78	<b>STRIKEOUTS</b> 5 (2x) ... last by Isaac Omura vs. Sac St., 3/1/05	<b>SACRIFICE BUNTS</b> 3 . . Brian Bock vs. San Francisco, 3/5/03
	<b>ASSISTS</b> 29 .....vs. California, 2/17/90	<b>STRIKEOUTS</b> 5 (2x) ... last by Isaac Omura vs. Sac St., 3/1/05	<b>SACRIFICE FLIES</b> 2by many, last by Adam Fogel vs Hawaii Hilo, 2/8/20
	<b>ERRORS</b> 9 .....vs. Oklahoma, 3/12/75	<b>STRIKEOUTS</b> 5 (2x) ... last by Isaac Omura vs. Sac St., 3/1/05	<b>INNINGS PITCHED</b> 15 ....Gerald Ako vs. Florida St., 4/4/77
	<b>TOTAL CHANCES</b> 87 .....vs. Oregon, 5/23/78	<b>STRIKEOUTS</b> 20 ..... D. Tatsuno vs. Oregon, 5/20/78	<b>EARNED RUNS ALLOWED</b> 12 ..... D. Smith vs. Wichita St., 4/13/81
	<b>DOUBLE PLAYS</b> 6 ..... vs. San Diego State, 5/15/92	<b>HIT BATTERS</b> 5 ... Scott Squier vs. UC Santa Barbara, 3/31/13	<b>STRIKEOUTS</b> 20 ..... D. Tatsuno vs. Oregon, 5/20/78
		<b>HITS</b> 19 ..... Andrew McNally at SJSU, 2/28/97	<b>HIT BATTERS</b> 5 ... Scott Squier vs. UC Santa Barbara, 3/31/13
		<b>WALKS</b> 12 ..Chuck Crim at San Diego St., 5/7/82	<b>HITS</b> 19 ..... Andrew McNally at SJSU, 2/28/97
		<b>WILD PITCHES</b> 5 ..... Andrew McNally at SJSU, 2/28/97	<b>WALKS</b> 12 ..Chuck Crim at San Diego St., 5/7/82
			<b>WILD PITCHES</b> 5 ..... Andrew McNally at SJSU, 2/28/97



# YEAR-BY-YEAR TEAM HITTING

	AVG	G	AB	R	H	2B	3B	HR	RBI	TB	SLG	BB	HBP	SO	GDP	OBP	SF	SH	SB	SBA
2022	.269	52	1746	309	469	88	4	32	277	661	.379	210	83	442	26	.370	20	39	56	84
2021	.281	50	1669	267	469	84	10	24	237	645	.386	170	66	354	21	.366	19	30	34	51
2020*	.250	17	532	93	133	32	8	3	81	190	.357	63	19	126	8	.342	14	18	12	15
2019	.268	50	1689	257	452	70	8	18	231	592	.351	202	42	315	39	.357	17	29	31	40
2018	.268	51	1661	220	445	93	4	26	200	624	.376	195	21	319	42	.350	14	47	20	22
2017	.267	51	1651	248	441	93	12	29	228	645	.391	190	38	307	29	.352	20	27	31	47
2016	.265	53	1727	212	458	78	16	6	192	586	.339	183	28	352	41	.342	16	53	30	45
2015	.245	53	1715	216	421	64	10	9	192	532	.310	167	44	327	29	.323	29	49	29	35
2014	.248	53	1750	226	434	59	8	8	194	533	.305	164	31	304	30	.321	17	36	36	56
2013	.245	51	1688	177	413	72	9	4	164	515	.305	148	25	279	46	.313	11	39	23	44
2012	.256	55	1749	225	447	66	8	14	198	571	.326	196	52	393	44	.345	17	49	44	62
2011	.276	59	1943	342	536	110	19	19	300	741	.381	282	43	442	33	.375	25	46	71	92
2010	.287	63	2101	376	604	94	17	58	333	906	.431	259	49	407	44	.375	26	44	44	65
2009	.278	58	1938	346	539	115	12	64	318	870	.449	234	49	384	38	.367	19	32	38	57
2008	.288	60	2077	340	599	100	12	31	319	816	.393	229	77	384	47	.375	28	28	30	54
2007	.305	59	2015	385	615	129	15	29	334	861	.427	268	39	352	42	.394	19	36	39	62
2006	.297	62	2073	386	615	113	15	18	334	812	.392	278	80	348	45	.395	35	52	66	92
2005	.262	55	1891	294	495	102	9	18	254	669	.354	235	59	390	37	.359	14	64	58	82
2004	.287	55	1817	341	521	111	10	32	301	748	.412	241	75	374	28	.388	23	69	51	69
2003	.275	56	1871	311	515	110	15	33	287	754	.403	207	56	366	36	.360	29	59	39	56
2002	.253	56	1935	260	490	101	7	18	233	659	.341	200	51	391	44	.336	17	22	49	70
2001	.294	56	1972	334	579	115	4	32	301	798	.405	202	-	401	-	-	-	-	111	151
2000	.283	56	1875	307	531	75	20	8	260	670	.357	223	-	350	-	-	-	-	80	116
1999	.309	57	1948	404	602	92	30	16	351	802	.412	228	-	330	-	-	-	-	70	98
1998	.305	56	1911	437	583	84	30	21	383	790	.413	312	-	383	-	-	-	-	85	110
1997	.302	56	1980	414	597	108	36	32	357	873	.441	252	-	362	-	-	-	-	70	95
1996	.300	55	1877	329	563	101	26	13	290	755	.402	220	-	317	-	-	-	-	91	124
1995	.282	54	1828	280	515	89	23	20	243	710	.388	228	-	361	-	-	-	-	78	117
1994	.289	56	1926	331	557	96	36	15	290	770	.400	254	-	285	-	-	-	-	58	83
1993	.290	59	2000	384	579	102	26	29	330	820	.410	299	-	313	-	-	-	-	30	57
1992	.315	63	1967	424	620	115	50	27	385	916	.466	300	-	285	-	-	-	-	61	97
1991	.317	69	2188	482	694	89	39	27	404	942	.431	379	-	288	-	-	-	-	117	167
1990	.272	62	1916	334	522	78	33	5	278	681	.355	320	-	290	-	-	-	-	99	136
1989	.295	67	2093	496	618	105	39	30	428	891	.426	383	-	363	-	-	-	-	132	176
1988	.287	62	2042	486	586	101	28	37	411	854	.418	430	-	301	-	-	-	-	152	196
1987	.313	64	2179	506	683	119	39	32	426	976	.448	360	-	289	-	-	-	-	157	196
1986	.290	67	2033	466	590	98	31	28	395	834	.410	441	-	284	-	-	-	-	142	203
1985	.294	87	2755	619	809	145	29	30	544	1102	.400	598	-	396	-	-	-	-	112	166
1984	.321	71	2279	584	732	127	22	30	505	993	.435	431	-	265	-	-	-	-	114	174
1983	.327	67	2211	581	724	113	25	58	506	1061	.480	475	-	315	-	-	-	-	158	212
1982	.313	76	2386	576	748	136	31	44	503	1078	.452	456	-	346	-	-	-	-	136	177
1981	.313	66	2067	463	648	119	29	31	411	885	.428	403	-	216	-	-	-	-	75	122
1980	.304	78	2466	574	750	123	37	20	497	1037	.421	484	-	266	-	-	-	-	164	205
1979	.321	84	2618	698	841	148	57	28	588	1187	.453	545	-	298	-	-	-	-	188	248
1978	.257	53	1585	260	407	47	27	8	209	532	.336	256	-	202	-	-	-	-	101	129
1977	.280	56	1798	391	504	65	47	14	312	705	.392	292	-	225	-	-	-	-	55	82
1976	.264	41	1142	187	301	27	25	1	135	381	.334	181	-	138	-	-	-	-	60	-
1975	.270	38	1198	198	324	38	25	6	162	423	.353	177	-	222	-	-	-	-	65	177

gray shading denotes all-time record

black outline denotes record since joining the Big West

\* denotes shortened season due to COVID-19

# YEAR-BY-YEAR TEAM PITCHING



	ERA	W-L	W	L	CG	SHO	SV	IP	H	R	ER	BB	SO	2B	3B	HR	AVG	WP	HBP	BK	SFA	SHA
2022	4.63	28-24	28	24	0	3	15	464.2	500	295	239	217	454	89	9	30	.273	34	69	4	12	24
2021	4.20	24-26	24	26	1	4	13	431.0	482	250	201	127	358	101	9	16	.284	49	46	5	32	25
2020*	3.75	11-6	11	6	0	1	5	153.2	148	74	64	52	153	21	0	10	.255	14	21	5	7	10
2019	4.62	20-30	20	30	0	0	7	442	458	271	227	174	360	81	13	27	.268	38	46	11	20	27
2018	4.34	27-24	27	24	2	3	16	449.2	479	253	217	160	329	118	9	22	.277	25	32	5	17	37
2017	3.65	28-22	28	22	7	1	14	446	473	232	181	113	283	79	12	24	.275	33	37	4	24	39
2016	4.05	23-29	23	29	2	3	11	466.2	516	261	210	153	310	92	18	23	.284	29	42	1	24	38
2015	3.87	21-32	21	32	2	3	13	463	479	239	199	179	342	83	12	14	.273	34	48	13	13	53
2014	3.58	22-31	22	31	7	6	11	470.1	458	237	187	160	348	75	13	8	.262	41	47	4	24	64
2013	4.36	17-34	17	34	7	4	6	456.1	469	241	221	127	289	87	16	17	.272	35	45	4	26	43
2012	3.30	29-25	29	25	1	5	18	483	472	220	177	121	281	73	11	20	.260	26	57	3	23	50
2011	4.21	34-25	34	25	2	3	17	513.2	543	300	240	185	373	113	10	29	.269	34	42	7	16	40
2010	5.11	35-28	35	28	4	5	18	548	637	366	311	173	416	138	21	40	.296	37	46	11	29	29
2009	5.74	32-26	32	26	3	1	10	510	632	376	325	177	350	125	21	54	.310	38	38	8	20	39
2008	5.51	29-31	29	31	4	3	11	534	596	357	327	254	393	102	16	52	.286	43	46	6	14	41
2007	3.97	34-25	34	25	4	4	8	516.1	557	261	228	128	358	102	14	28	.280	27	37	7	22	40
2006	3.79	45-17	45	17	7	5	15	551	530	270	232	155	461	101	13	24	.252	40	36	5	19	37
2005	4.16	28-27	28	27	1	4	11	506.2	513	286	234	172	401	122	14	24	.265	41	48	11	18	47
2004	4.53	31-24	31	24	6	5	12	486.1	496	292	245	179	341	84	12	37	.269	41	54	6	18	51
2003	3.93	30-26	30	26	4	3	9	501.2	518	259	219	165	369	85	8	31	.270	47	58	9	14	36
2002	5.77	16-40	16	40	4	0	4	497.1	634	376	319	170	376	128	10	49	.312	29	59	12	18	38
2001	5.68	29-27	29	27	-	2	-	500.2	575	366	316	200	352	120	12	33	.289	-	-	-	-	-
2000	4.31	28-28	28	28	-	3	-	499	553	307	239	214	289	96	24	21	.282	-	-	-	-	-
1999	4.02	37-20	37	20	-	2	-	511	533	292	228	172	337	112	31	29	.269	-	-	-	-	-
1998	5.35	34-22	34	22	-	1	-	491	605	378	292	250	294	115	17	25	.310	-	-	-	-	-
1997	7.39	22-34	22	34	-	0	-	491	657	476	403	246	281	161	27	48	.323	-	-	-	-	-
1996	5.63	29-26	29	26	-	3	-	492.1	566	365	308	198	373	107	23	35	.291	-	-	-	-	-
1995	4.48	30-24	30	24	-	5	-	483.2	521	290	241	186	416	103	21	22	.279	-	-	-	-	-
1994	5.21	28-28	28	28	-	0	-	502.1	559	337	291	236	336	109	24	30	.286	-	-	-	-	-
1993	4.08	34-25	34	25	-	6	-	525	560	307	238	194	381	86	25	23	.274	-	-	-	-	-
1992	3.12	49-14	49	14	-	8	-	527.2	457	223	183	247	447	74	16	17	.237	-	-	-	-	-
1991	4.81	51-18	51	18	-	8	-	572.2	644	386	306	275	371	104	27	26	.282	-	-	-	-	-
1990	4.50	37-24-1	37	24	-	5	-	523.2	556	318	262	253	377	91	28	20	.277	-	-	-	-	-
1989	5.48	40-27	40	27	-	2	-	550.1	604	381	335	295	329	117	26	21	.283	-	-	-	-	-
1988	4.68	40-21-1	40	21	-	4	-	542.1	574	334	282	226	343	-	-	-	-	-	-	-	-	-
1987	4.29	45-19	45	19	-	5	-	560.1	561	327	267	257	425	-	-	-	-	-	-	-	-	-
1986	4.16	43-24	43	24	-	2	-	536	519	290	248	285	337	-	-	-	-	-	-	-	-	-
1985	4.84	56-31	56	31	-	3	-	732.1	801	473	394	294	504	-	-	-	-	-	-	-	-	-
1984	4.73	48-22-1	48	22	-	5	-	559.1	609	409	310	338	432	-	-	-	-	-	-	-	-	-
1983	4.47	47-20	47	20	-	5	-	553.2	593	364	275	278	326	-	-	-	-	-	-	-	-	-
1982	3.27	59-17	59	17	-	14	-	624	568	306	227	330	255	-	-	-	-	-	-	-	-	-
1981	3.82	50-16	50	16	-	9	-	548.2	597	292	233	215	415	-	-	-	-	-	-	-	-	-
1980	3.62	60-18	60	18	-	7	-	540.2	630	345	258	283	468	-	-	-	-	-	-	-	-	-
1979	3.26	69-15	69	15	-	9	-	699	632	323	253	291	587	-	-	-	-	-	-	-	-	-
1978	1.93	38-14-1	38	14	-	8	-	447.1	333	131	96	154	402	-	-	-	-	-	-	-	-	-
1977	3.29	43-13	43	13	-	7	-	478	436	221	175	194	353	-	-	-	-	-	-	-	-	-
1976	2.61	29-12	29	12	-	8	-	331	293	129	96	124	227	-	-	-	-	-	-	-	-	-
1975	3.41	25-13	25	13	-	0	-	319	355	181	121	141	196	-	-	-	-	-	-	-	-	-
1974	-	6-11	6	1	-	1	-	-	-	-	-	-	-	-	-	-	-	-	-	-	-	-
1973	-	1-7	1	7	-	0	-	-	-	-	-	-	-	-	-	-	-	-	-	-	-	-
1972	-	1-3	1	3	-	0	-	-	-	-	-	-	-	-	-	-	-	-	-	-	-	-
1971	-	0-4	0	4	-	0	-	-	-	-	-	-	-	-	-	-	-	-	-	-	-	-


gray shading denotes all-time record

black outline denotes record since joining the Big West

\* denotes shortened season due to COVID-19




# LESMURAKAMI



In 1971, Les Murakami became the part-time head coach for the University of Hawai'i baseball team. He had no scholarships, no baseball field and no equipment to participate in a local baseball league. Pitcher Gerald Ako out of 'Aiea High School was Murakami's first scholarship player in 1974. Three seasons

later, another 'Aiea alumnus, Derek Tatsuno, followed and would become arguably the greatest player in Rainbow baseball history. Soon, gatherings in the hundreds at UH games turned into standing-room-only sellouts in the little 2,500 all-aluminum bleacher facility that was the original Rainbow Stadium. During the next 30 years, he built an NCAA Division I power with full scholarships, an on-campus stadium and an all-collegiate schedule. He became one of the best coaches in college baseball history, posting a total of 1,079 wins. In his career, Murakami coached over 400 college players and 76 of them went on to play professional baseball. Under his leadership, his University of Hawai'i teams won the Western Athletic Conference six times, went to the NCAA tournament 11 times, was ranked No. 1 in the nation during 1979, and was the runner-up at the College World Series in 1980. That appearance got the ball rolling for construction of the present-day 4,312-seat structure that was named after the coach in 2001. In 1999, Murakami was inducted into the American Baseball Coaches' Association Hall of Fame.



# DEREKTATSUNO



(1977-79) - One of the most dominant pitchers in NCAA history, Derek Tatsuno went a remarkable 40-6 during his career at UH, earning All-America honors as a sophomore and junior. The local product from 'Aiea High School on O'ahu was also a first-team all-region pick in each of his three years at UH. During his junior season, Tatsuno set NCAA records for season wins (20) and strikeouts

(245) which still stand today. The flame-throwing left-hander was also selected as one of three Co-Players of the Century by Collegiate Baseball Magazine and was also voted to Baseball America's All-Century College Baseball Team. In addition, Tatsuno was named to the Collegiate Baseball America All-Time All-Star Team. After his career at UH, the former Team USA member was taken in the second round of the 1979 Major League Baseball Draft by the San Diego Padres, but opted to play professionally in Japan. He returned to the states to finish his career with the Milwaukee Brewers' organization, reaching the AAA level. A 12th-round draft pick of the Cincinnati Reds out of high school, Tatsuno would be selected in five more drafts before signing with Milwaukee in the first round in 1982. Tatsuno went on to play in the Brewers organization and, from 1983 to 1987, played for several minor league teams. His career came full circle when he returned to the islands to play AAA ball for the Hawai'i Islanders in 1987.

UH retired his number in 1997 and in 2007, he was inducted into the College Baseball Hall of Fame.



# KOLTEN WONG



All-American second baseman Kolten Wong was the third Rainbow Warrior to have his jersey retired by the program. The retirement was announced during the 15th annual Grand Slam Celebration in February 2017, and the display was unveiled prior to opening day.

Wong's No. 14 jersey is displayed on Les Murakami Stadium batting cages alongside Murakami's No. 11 and Derek Tatsuno's No. 16.

"This is truly a blessing," Wong said during a pre-recorded video for the members of the Grand Slam Club. "What an honor this is. I

feel really humbled that I was chosen. It's truly unbelievable to think that my number is going to be on that wall and every time I come back, I'll be able to see that and remember the times I had at UH."

"My times here were magical," Wong continued. "I grew up as a young kid watching UH baseball and cheering them on. When I got the chance to come to UH, I turned down every other school. I knew this is where I wanted to be – I wanted to be a Warrior, I wanted to be a Rainbow. I wanted to fight and play in front of my fans, in front of my family and in front of all of Hawai'i."

Inducted as one of the youngest players ever to join the Cape Cod Baseball Hall of Fame, Wong played three seasons from 2009-2011 for the Rainbow Warriors. He was a three-time All-WAC first team selection, in addition to 2011 All-America honors from Baseball America, the American Baseball Coaches Association and Perfect Game. As a sophomore, he was named MVP of the 2010 WAC Tournament, leading UH to the WAC title and two wins in the NCAA Regional in Tempe, Ariz.

Wong also garnered Freshman All-America honors following the 2009 season and appeared on the USA Baseball national team during series against Canada, Guatemala and Japan in North Carolina and British Columbia, Canada.

"We're honored to retire Kolten's number 14 that he wore here at UH," Coach Mike Trapasso said at the time of the announcement. "The incredible accomplishments on the field, and the type of person he is off the field made this an



easy decision. Fans will now see Kolten's 14 on the outfield wall next to Coach Les Murakami's 11 and Derek Tatsuno's 16. That's rarified air and well deserved. Congratulations Kolten. Go Bows!"

During his time with Hawai'i, the Hilo native played in 178 games and held a batting career average of .358, ranking fourth among UH career averages. Wong accumulated 47 doubles, nine triples and a program second-most 25 home runs, while batting in 145 runs and crossing the plate 151 times himself.

Wong still ranks in the Hawai'i top-10 in several career statistical categories, including home runs, career batting average, slugging percentage, (3rd, .563), hits (9th, 245), doubles (10th, 47) and total bases (7th, 385). He also holds top-10 positions in three season statistics.

He remains tied for most home runs in a game, launching three at Loyola Marymount during his rookie year.

Wong went on to be selected in the first round of the 2011 MLB Draft, with the 22nd overall pick by the St. Louis Cardinals. He made his MLB debut in 2013 and played in the World Series later that season. He also helped the Cardinals to an appearance in the 2014 National League Championship Series.





ALL-CENTURY

Collegiate Baseball Co-Player of the Century
Derek Tatsuno
Baseball America All-Century Team
Derek Tatsuno
Baseball America All-Time All-Star Team
Derek Tatsuno

ALL-AMERICANS

2020 Kole Kaler, SS, Collegiate Baseball, 3rd team
2011 Kolten Wong, 2B, ESPN.com, ABCA, 1st team, Perfect Game, 1st team, Baseball America, 1st team, Collegiate Baseball, 3rd team, CBI.com, honorable mention
Lenny Linsky, P, ABCA, 1st team, Collegiate Baseball, 3rd team, CBI.com, honorable mention, P, Jewish Sports Review
2006 Steven Wright, P, Rivals.com, 2nd team, Baseball America, 2nd team, Collegiate Baseball, 3rd team, National Baseball Foundation
1996 Mark Johnson, P, Collegiate Baseball, 1st team, Baseball America, 3rd team
1993 Kenny Harrison, UTL, CBWA, 1st team,
1992 Scott Karl, P, ABCA, 1st team, Collegiate Baseball, 1st team, Baseball America, 2nd team
1991 Bill Blanchette, P, Collegiate Baseball, 1st team, Baseball America, 2nd team, ABCA, 3rd team, UTL
1989 John Matias, DH, AACBC, 3rd team,
1987 Dan Snover, 3rd team, INF, Baseball America
1986 Joey Vierra, P, Baseball America, 3rd team
1985 Mike Campbell, P, Baseball America, 3rd team
Mario Monaco, OF, Baseball America, 3rd team
1984 Mario Monaco, OF, AACBC, 3rd team
1982 Bryan Duquette, P, AACBC, 1st team, Baseball America, 1st team
Greg Oniate, 3rd team, OF, AACBC
1980 Collin Tanabe, C, Baseball Bulletin, 1st team
1979 Derek Tatsuno, P, AACBC, 1st team
1978 Derek Tatsuno, P, AACBC, 3rd team

MIDSEASON ALL-AMERICANS

2011 Kolten Wong, 2B, Baseball America

FRESHMAN ALL-AMERICANS

2019 Scotty Scott, OF, Collegiate Baseball
2017 Adam Fogel, OF, Collegiate Baseball
Dylan Thomas, RP, Collegiate Baseball
2009 Kolten Wong, 1st team, OF, Baseball America 1st team, OF, Ping!
Rivals.com, Louisville Slugger, NCBWA
Matt Sisto, 3rd team, P, Ping!
2008 Greg Garcia, HM, INF, Ping!
2007 Vinnie Catricala, DH, Louisville Slugger
HM, Ping!
2005 Joe Spiers, SS, Louisville Slugger
2003 Matt Inouye, HM, OF/C, Louisville Slugger
Isaac Omura, HM, INF, Louisville Slugger
2001 Cortland Wilson, HM, INF, Louisville Slugger
1993 Andrew McNally, 1st team, P, Baseball America
1991 Craig Tucker, 1st team, P, Collegiate Baseball
1990 Levon Largusa, 1st team, P, Baseball America

\*AACBC denotes American Association of College Baseball Coaches
\*\*ABCA denotes American Baseball Coaches Association
\*\*\*NCBWA denotes National Collegiate Baseball Writers Association

ALL-DISTRICT/REGION

1977 Derek Tatsuno, P, AACBC (1st)
1978 Derek Tatsuno, P, AACBC (1st)
1979 Derek Tatsuno, P, AACBC (1st)
1980 Kimo Perkins, INF, AABC
Rick Bass, OF, AABC
Kevin Williams, OF, AABC
Chuck Crim, P, AABC (2nd)
Thad Reece, INF, AABC (2nd)
1981 Howard Dashefsky, 1B, AABC (1st)
Kimo Perkins, INF, AABC
Thad Reece, INF, AABC (1st)
Greg Oniate, OF, AABC (1st)
Bryan Duquette, P, AABC (1st)
Collin Tanabe, C, AACBC (2nd)
1982 Bryan Duquette, P, AABC(1st)
Greg Oniate, OF, AACBC (2nd)
1984 Mario Monaco, OF, AABC (1st)
Joel Lono, P, AABC (1st)
Peter Ho, C, AACBC (3rd)
1985 Mario Monaco, OF, Converse (1st)
1986 Joey Vierra, P, AABC (1st)
Todd Crosby, INF, AABC (1st)
1987 Dan Snover, INF, AABC (1st)
Larry Gonzales, C, AABC (1st)
Paul Brown, P, AABC (1st)
Dan Nyssen, OF, AACBC (2nd)
1990 Levon Largusa, P, AACB (2nd)
1991 Bill Blanchette, P, ABCA (1st)
Tim Albert, OF, ABCA (1st)
Todd Takayoshi, C, ABCA
Harold Cabbab, OF, ABCA (2nd)
1992 Scott Karl, P, ABCA (1st)
Brady Perreira, P, ABCA (2nd)
Dwayne Daughtry, OF, ABCA (2nd)
1993 Matt Apana, P, ABCA (1st)
Kenny Harrison, OF, ABCA (2nd)
Franz Yuen, OF, ABCA (2nd)
1996 Mark Johnson, P, NCBWA (2nd)
(Rotary Smith Super Team)
2008 Jon Hee, SS, ABCA (1st)
2009 Kolten Wong, OF, ABCA (2nd)
2010 Kolten Wong, OF, ABCA (1st)
2011 Kolten Wong, OF, ABCA (1st)
Lenny Linsky, P, ABCA (1st)
2018 Dylan Thomas, P, ABCA (2nd)

ALL-COLLEGE WORLD SERIES

1980 Collin Tanabe, C; Kimo Perkins, 3B
Eric Tokunaga, SS

REGIONAL ALL-TOURNAMENT

2010 (Tempe, Ariz.) David Freitas, C
Kolten Wong, INF
Jeff Van Doornum, OF
2006 (Corvallis, Ore.) Ian Harrington, P
Justin Frash, 3B
Matt Inouye, OF
Derek DuPree, DH
1993 (College Station, Tex.) Kenny Harrison, C
1992 (Tucson, Ariz.) Rob Williams, DH
Scott Craven, 3B
Erik Evans, OF
1991 (Los Angeles, Calif.) Tim Albert, OF
Steve Otani, SS
Todd Takayoshi, C
Brady Perreira, P
1987 (Tempe, Ariz.) Steve Morris, OF
Randy Oyama, C
Markus Owens, 3B
Kelsey Isa, SS

1984 (Tempe, Ariz.) Greg Vasquez, SS
Kahai Shishido, 3B
Mario Monaco, OF
1982 (Fresno, Calif.) Joey Meyer, DH
1980 (Austin, Tex.) Greg Oniate, DH, MVP
Rick Bass, OF
Thad Reece, SS
David Smith, P
Collin Tanabe, C
Derek Tatsuno, P
Curt Watanabe, 3B
Jon Hansen, OF
1977 (Honolulu, O'ahu) Curt Watanabe, 3B

BIG WEST CONFERENCE

2022 First Team: Blaze Koali'i Pontes, SP
Second Team: Stone Miyao, 2B
Honorable Mention: Cole Cabrera OF, Kyson Donahue UTL, Dallas Duarte C
2021 First Team: Dustin Demeter, DH
Second Team: Cade Halemanu, SP; Adam Fogel, OF
Honorable Mention: Aaron Davenport, SP
2019 First Team: Maaki Yamazaki, UTL
Second Team: Ethan Lopez, 3B, Dylan Thomas, CP
Honorable Mention: Alex Baeza, 1B, Scotty Scott, OF
2018 First Team: Maaki Yamazaki, SS; Kekai Rios, UTL; Dylan Thomas, CP
Second Team: Ethan Lopez, 3B
Honorable Mention: Adam Fogel, OF;
2017 Second Team: Brendan Hornung, Josh Rojas
Honorable Mention: Adam Fogel, Casey Ryan, Dylan Thomas, Dylan Vchulek
2016 Honorable Mention: Cody Culp, Kekai Rios, Jacob Sheldon-Collins, Matt Valencia, Kyle Von Ruden
2015 First Team: Tyler Brashears, SP
Second Team: Quintin Torres-Costa, RP
Honorable Mention: Jacob Sheldon-Collins, SS; Alex Sawelson, 3B; Andrew Jones, RP
2014 Second Team: Matt Cooper, RP

BIG WEST TOP HONORS

2019 Scotty Scott, Freshman Field Player of the Year
2017 Dylan Thomas, Freshman Pitcher of the Year

WESTERN ATHLETIC CONFERENCE

2012 First Team: Pi'ikea Kitamura, SS.
Second Team: Zack Swasey, OF. Matt Sisto, P. Collin Bennett, 3B
2011 First Team: Kolten Wong, 2B.
Zack Swasey, OF. Second Team: Jeff Van Doornum, 1B. Lenny Linsky, RP
2010 First Team: Greg Garcia, INF. Lenny Linsky, P. Kolten Wong, 2B. Jeff Van Doornum, DH, Second Team: Josh Slaats, P
2009 First Team: Jayson Kramer, P. Kevin Macdonald, 1B. Kolten Wong, OF.
Second Team: Greg Garcia, SS.
2008 First Team: Jared Alexander, SP. Brandon Haislet, OF. Jon Hee, SS. Second Team: Greg Garcia, 2B. Landon Hernandez, C.
2007 Second Team: Vinnie Catricala, DH. Justin Frash, 3B. Brandon Haislet, OF. Jon Hee, 2B. Kris Sanchez, 1B.
2006 First Team: Luis Avila, 1B. Tyler Davis, RP. Robbie Wilder, Steven Wright, SP
Second Team: Eli Christensen, SS. Justin Costi, SP. Jon Hee, 2B. Matt Inouye, OF.
2005 First Team: Matt Inouye, OF. Isaac Omura, 2B. Stephen Bryant, SP. Second Team: Darrell Fisherbaugh, RP. Esteban Lopez, C. Joe Spiers, SS. Nathan Thurber, DH.
2004 First Team: Ricky Bauer, SP. Greg Kish, OF. Second Team: Isaac Omura, 2B. Darrell

- Fisherbaugh, RP Andrew Sansaver, 1B.  
Stephen Bryant, SP
- 2003 First Team: Brent Cook, U. Second Team:  
Jaziel Mendoza, OF. Chris George, P
- 2002 Second Team: Gregg Omori, 1B.
- 2001 First Team: Matthew Purtell, U.  
Second Team: Cortland Wilson, DH.
- 2000 First Team: Kenn Wakakuwa, 2B.  
Jamie Aloy, 1B. Second Team: Sean  
Takamori, OF.
- 1999 First Team: Jamie Aloy, 1B. Second Team:  
Sean Takamori, OF. Tracy Nakano, DH.
- 1996 First Team (Western Division): Neal Honma,  
DH. Jody Napuunoa, 2B. Greg Millichap, OF.
- 1995 First Team (Western Division):  
Jody Napuunoa, 2B.
- 1994 First Team (Western Division):  
Franz Yuen, OF.
- 1993 First Team (Western Division): Kenny  
Harrison, OF. Franz Yuen, OF.  
Andrew McNally, P
- 1992 First Team: Scott Karl, P
- 1991 First Team: Bill Blanchette, P Todd  
Takayoshi, C. Derron Moreland, OF.  
Tim Albert, OF.
- 1989 First Team: John Matias, DH.
- 1988 First Team: Steve Morris, OF.  
Danny Kapea, P
- 1987 First Team (Western Division):  
Markus Owens, 3B. Dan Snover, 2B. Mark  
Rasmussen, SS. Larry Gonzales, C. Dan  
Nyssen, OF. John Matias, DH. Paul Brown, P
- 1986 First Team: Todd Crosby, 2B.  
Phil Williams, C. Joey Vierra, P  
Western Division: Todd Crosby, 2B. Phil  
Williams, C. Joey Vierra, P
- 1985 First Team: Mario Monico, OF. Todd Crosby,  
INF. Mike Campbell, P Southern Division:  
Todd Crosby, INF. Kelsey Isa, INF. Mario  
Monico, OF. Dan Nyssen, OF.  
Mike Campbell, P
- 1984 Charles Jackson, OF. Joel Lono, P  
Mike Campbell, P
- 1983 Greg Oniate, OF.
- 1982 Bryan Duquette, P Greg Vasquez, INF.  
Mario Monico, OF.
- 1981 Collin Tanabe, C.  
Howard Dashefsky, 1B. Kimo Perkins, INF.  
Thad Reece, INF. Greg Oniate, OF. Bryan  
Duquette, P
- 1980 Kimo Perkins, INF. Rick Bass, OF. Kevin  
Williams, OF. Chuck Crim, P

**WAC TOP HONORS**

- 2011 Mike Trapasso, Coach of the Year
- 2009 Kolten Wong, Freshman of the Year
- 2006 Steven Wright, Pitcher of the Year  
Mike Trapasso, Coach of the Year
- 2004 Mike Trapasso, Coach of the Year
- 1993 Kenny Harrison  
West Division Player of the Year  
Andrew McNally  
West Division Freshman of the Year
- 1992 Scott Karl, Player of the Year
- 1991 Les Murakami, Coach of the Year  
Bill Blanchette, Player of the Year
- 1987 Les Murakami, Coach of the Year

**ACADEMIC HONORS**

**ALL-REGION**


- 1993 Franz Yuen, District VIII, (1st)
- 1999 Lars Hansen, All-District VIII, (1st)
- 2016 Matt LoCoco, All-District VIII, (1st)

**ALL-BIG WEST**

- 2022 Cameron Hagan, Connor Harrison, Trevor  
Ichimura, Jacob Igawa, Stone Miyao, Buddie  
Pindel, Blaze Koali'i Pontes, Dalton Renne,  
Scotty Scott
- 2021 Tai Atkins, Aarong Davenport, Adam Fogel,  
Trevor Ichimura, Stone Miyao, Buddie Pindel,  
Li'i Pontes, Scotty Scott, Calvin Turchin, Aaron  
Ujimori
- 2020 Tyler Best, Aaron Davenport, Cade  
Halemanu, Brennen Hancock, Carter  
Loewen, Li'i Pontes, Cade Smith, Calvin  
Turchin, Jeremy Wu-Yelland
- 2019 Colin Ashworth, Dominic DeMiero, Kash  
Koltermann, Carter Loewen, Cade Smith,  
Maaki Yamazaki, Jeremy Wu-Yelland
- 2018 Adam Fogel, Chayce Ka'aua, Dylan Vchulek,  
Johnny Weeks
- 2017 Isaac Friesen, Brendan Hornung,  
Patrick Martin, Kyle Mitchell, Eric Ramirez,  
Casey Ryan, Johnny Weeks
- 2016 Lawrence Chew, Chayce Ka'aua, Matt  
LoCoco, Eric Ramirez, Jacob Sheldon-Collins,  
Johnny Weeks
- 2015 Jarrett Arakawa, Lawrence Chew, Eric Gleese,  
Andrew Jones, Juliene Jones, Chayce Ka'aua,  
Jordan Richartz, Stephen Ventimilia
- 2014 Jarrett Arakawa, Kalei Hanawahine, Adam  
Hurley, Andrew Jones, Juliene Jones, Scott  
Kuzminsky, Jordan Richartz,  
Stephen Ventimilia, Austin Wobrock
- 2013 Matt Cooper, Kalei Hanawahine,  
Adam Hurley, Stephen Ventimilia

**ALL-WAC**


- 2012 Breland Almadova, Jarrett Arakawa, Garrett  
Champion, Pi'ikea Kitamura, Matt Sisto, Zack  
Swasey
- 2011 Breland Almadova, Collin Bennett, Zach  
Gallagher, Matt Sisto, Jeff Van Doornum.
- 2010 Greg Garcia, Josh Slaats
- 2009 Vinnie Catricala, Greg Garcia, Shane  
Hoey, Jayson Kramer, Matt Roquemore  
Josh Slaats
- 2008 Jonathan Hee, Jayson Kramer,  
Viny Catricala
- 2007 Viny Catricala, Elijah Christensen,  
Jonathan Hee, Jayson Kramer, Kevin  
MacDonald, Kristoffer Sanchez
- 2006 Jonathan Hee, Richard Olsen
- 2005 Gregory Kish, Richard Olsen
- 2004 Creighton Kahoalii, Gregory Kish
- 2003 Joshua Green, Richard Olsen
- 2002 Brent Cook, Derek Honma, Bryan Lee,  
Timothy Montgomery, Aaron Pribble,  
Julian Russell
- 2001 Bryan Lee, Aaron Pribble, Matthew Purtell



**DEREK TATSUNO**



**JON HEE**



**MARIO MONICO**



WESTERN ATHLETIC CONFERENCE TOURNAMENT

1980 (Honolulu, O'ahu)		
5/16 Brigham Young	W	9-2
5/17 Brigham Young	W	7-0
1981 (Provo, Utah)		
5/18 Brigham Young	L	11-4 (7)
5/18 Brigham Young	L	3-1
1982 (Honolulu, O'ahu)		
5/20 Utah	W	6-0
5/21 San Diego St.	W	12-4
5/22 San Diego St.	W	12-5
1983 (Provo, Utah)		
5/19 Brigham Young	L	7-5
5/20 Wyoming	W	6-4
5/20 San Diego St.	L	16-11
1984 (Honolulu, O'ahu)		
5/17 Utah	W	17-4
5/18 Brigham Young	W	10-6
5/19 San Diego St.	L	8-6
5/19 San Diego St.	W	5-4
1985 (Provo, Utah)		
5/16 Brigham Young	L	6-5
5/17 New Mexico	W	12-11
5/17 Utah	W	26-7 (8)
5/18 Brigham Young	W	21-14
5/18 Brigham Young	L	6-4
1986 (San Diego, Utah)		
5/8 Wyoming	W	12-2
5/9 San Diego St.	L	2-1
5/9 Wyoming	W	14-7
5/10 San Diego St.	W	10-3
5/10 San Diego St.	L	9-2

1987 (Provo, Utah)		
5/7 New Mexico	W	6-3
5/8 San Diego St.	W	17-10
5/9 Brigham Young	W	6-5
1988 (Honolulu, O'ahu)		
5/19 Brigham Young	L	2-1
5/20 Brigham Young	L	8-7
1989 (Honolulu, O'ahu)		
5/18 San Diego St.	W	6-5
5/19 Brigham Young	L	5-3
5/19 San Diego St.	W	10-9
5/20 Brigham Young	W	3-1
5/20 Brigham Young	W	8-2
1990 (Honolulu, O'ahu)		
5/17 San Diego St.	L	5-4 (11)
5/18 Wyoming	L	8-2
1991 (Honolulu, O'ahu)		
5/16 Wyoming	W	7-6
5/17 Brigham Young	W	12-9
5/18 San Diego St.	L	6-4
5/19 San Diego St.	L	7-2 (10)
1992 (Honolulu, O'ahu)		
5/14 New Mexico	W	7-1
5/15 San Diego St.	W	1-0 (10)
5/16 New Mexico	L	7-2
5/16 New Mexico	W	5-3
1999 (Fresno, Calif.)		
5/19 Texas Christian	L	9-5
5/20 New Mexico	W	7-6
5/21 Texas Christian	L	12-10
2006 (Fresno, Calif.)		
5/25 Louisiana Tech	W	8-0
5/26 Nevada	L	10-3

5/27 Louisiana Tech	W	8-2
5/27 Nevada	W	11-2
5/28 Fresno St.	L	8-4
2007 (Reno, Nev.)		
5/24 Nevada	L	11-1 (7)
5/25 Sacramento St.	W	19-7 (7)
5/26 Nevada	L	8-6 (11)
2008 (Ruston, La.)		
5/22 New Mexico St.	W	11-7
5/23 Nevada	W	14-5
5/24 Fresno St.	L	11-4
5/25 Nevada	L	12-7
2009 (Honolulu, O'ahu)		
5/21 Louisiana Tech	L	4-3
5/22 Nevada	W	5-4
5/23 Fresno State	L	10-3
2010 (Mesa, Ariz.)		
5/26 Louisiana Tech	W	8-7 (10)
5/27 New Mexico State	W	13-7
5/28 Fresno State	W	12-3
5/29 Fresno State	L	14-5
5/30 Fresno State	W	9-6
2011 (Mesa, Ariz.)		
5/26 San Jose State	W	2-1
5/27 Fresno State	L	11-5
5/28 Louisiana Tech	W	18-10
5/28 Fresno State	L	15-4
2012 (Mesa, Ariz.)		
5/23 Fresno State	L	8-2
5/24 Louisiana Tech	L	9-6
Total Record:	41-32	(.562)



2010 WAC CHAMPIONS

## NCAA TOURNAMENT

1977	West Regional (Honolulu, O'ahu)		
5/26	Southern California	L	6-1
5/27	CS Los Angeles	L	8-4
1979	Midwest Regional (Tucson, Ariz.)		
5/25	Indiana St.	W	4-3
5/26	Arizona	L	10-2
5/27	Oklahoma	W	12-8
5/28	Arizona	L	5-3
1980	Central Regional (Austin, TX)		
5/23	UT-Pan American	W	8-4
5/24	Louisiana Tech	W	2-1
5/25	Texas	W	7-3
College World Series (Omaha, NE)			
5/30	Florida St.	W	7-6
6/1	St. John's	W	7-6
6/2	Miami (Fla.)	W	9-3
6/4	Arizona	L	5-4 (11)
6/5	Arizona	L	5-3
1982	West I Regional (Fresno, Calif.)		
5/27	Stanford	L	10-5
5/28	Pepperdine	L	13-9
1984	West II Regional (Tempe, Ariz.)		
5/25	Stanford	W	10-7 (10)
5/26	Arizona St.	L	15-11
5/27	Stanford	L	11-7
1986	West Regional (Los Angeles, Calif.)		
5/22	UCLA	W	6-3
5/23	UC Santa Barbara	W	8-6
5/24	Loyola Marymount	L	10-6
5/25	Loyola Marymount	L	12-5
1987	West II Regional (Tempe, Ariz.)		
5/22	UCLA	L	12-11
5/23	Arizona	W	6-3

5/24	UCLA	L	16-7
1989	West I Regional (Tucson, Ariz.)		
5/26	Long Beach St.	L	14-7
5/27	Arizona	L	17-3
1991	West I Regional (Los Angeles, Calif.)		
5/24	Minnesota	L	5-3
5/25	Middle Tenn. St.	W	7-3
5/26	Minnesota	W	12-5
5/26	Southern California	W	7-3
5/27	Creighton	L	15-8
1992	West Regional (Tucson, Ariz.)		
5/22	Southeast Louisiana	L	8-0
5/23	Arizona	W	10-3
5/23	SE Louisiana	W	10-3
5/24	Washington	W	9-3
5/25	Pepperdine	W	6-3
5/25	Pepperdine	L	9-0
1993	Central I Regional (College Station, Tex.)		
5/27	North Carolina	W	9-8
5/28	UCLA	L	9-4
5/29	North Carolina	L	10-8
2006	Corvallis Regional (Corvallis, Ore.)		
6/2	Kansas	L	9-6
6/3	Wright St.	W	5-3
6/4	Kansas	W	9-5
6/4	Oregon St.	L	12-3
2010	Tempe Regional (Tempe, Ariz.)		
6/4	San Diego	W	4-3
6/5	Arizona State	L	12-1
6/6	San Diego	W	12-9
6/6	Arizona State	L	8-4


Total Record: 21-24 (.467)



The 1980 Rainbows were arguably the most celebrated in program history, advancing to the NCAA College World Series in Omaha, Nebraska. The 'Bows defeated Florida State, St. John's and Miami (Fla.) to advance to the national championship game where they fell to Arizona. Hawai'i was led by a dominant pitching staff made up of 10-game winners Bryan Duquette, David Smith and Chuck Crim. Crim was fantastic throughout the season, posting a 15-0 record and defeating Florida State in the World Series opener.



1980 COLLEGE WORLD SERIES PARTICIPANTS




PLAYER	YEAR	ROUND	TEAM
Neal Blaisdell	1923	---	Chicago White Sox
Ted Nobriga	1932	---	St. Louis Cardinals
Jyun Hirota	1949	---	Tokyo Giants
Stan Hashimoto	1954	---	Japan
James Dyer	1957	---	Milwaukee Braves
Allan Yamamoto	1957	---	Daiei (Japan)
Dave Nelson	1971	FA	Pittsburgh Pirates
Tom Bhagwat	1975	9th	San Francisco Giants
Bob Ehrig	1975	33rd	Baltimore Orioles
Shelly Drainin	1975	FA	Baltimore Orioles
Ed Gilliam	1975	FA	Portland (AAA)
Gerald Ako	1977	8th	Kansas City Royals
Paul Mize	1977	14th	Oakland Athletics
Mike Kelly	1977	FA	Toronto Blue Jays
Richard Olsen	1978	4th	Milwaukee Brewers
Dean Hall	1978	18th	Milwaukee Brewers
Derek Tatsuno	1979	2nd	San Diego Padres (did not sign)
Jon Hansen	1979	3rd	Milwaukee Brewers
Vern Ramie	1979	12th	Toronto Blue Jays
Curt Watanabe	1979	FA	Milwaukee Brewers
Gene Smith	1979	FA	Milwaukee Brewers
Jerry Stovall	1979	FA	San Francisco Giants
Derek Tatsuno	1980	2nd (winter)	Chicago White Sox (did not sign)
Derek Tatsuno	1980	3rd	New York Mets (did not sign)
Kevin Williams	1980	11th	Minnesota Twins
Rick Bass	1980	17th	Milwaukee Brewers
Derek Tatsuno	1981	2nd (winter)	Cincinnati Reds (did not sign)
Scott Roberts	1981	2nd	Milwaukee Brewers
Collin Tanabe	1981	5th	Milwaukee Brewers
Thad Reece	1981	17th	Oakland Athletics
Jay Erdahl	1981	FA	Seattle Mariners
Derek Tatsuno	1982	1st (Jan.)	Milwaukee Brewers
Bryan Duquette	1982	2nd	Milwaukee Brewers
Chuck Crim*	1982	17th	Milwaukee Brewers
Keith Komeiji	1983	1st (Jan.)	Seattle Mariners
Glenn Braggs*	1983	2nd	Milwaukee Brewers
Joey Meyer*	1983	5th	Milwaukee Brewers
Terry Derby	1983	16th	Milwaukee Brewers
David Smith	1983	FA	Seattle Mariners
Kyle Tengan	1983	FA	Hawai'i Islanders
Chuck Jackson*	1984	7th	Houston Astros
Bob Siegel	1984	8th	Seattle Mariners
Lance Belen	1984	12th	Pittsburgh Pirates
Joel Lono	1984	12th	Cincinnati Reds
Ross Hayashi	1984	FA	Hawai'i Islanders
Mike Campbell*	1985	1st	Seattle Mariners
Mario Monico	1985	12th	Milwaukee Brewers
Bruce Walton*	1985	16th	Oakland Athletics
Todd Crosby	1986	5th	Philadelphia Phillies
Phil Williams	1986	45th	Baltimore Orioles
Paul Brown	1987	2nd	Boston Red Sox
Greg Burlingame	1987	24th	Seattle Mariners
Dan Nyssen	1987	7th	Houston Astros
Markus Owens	1987	19th	San Francisco Giants
Joey Viera	1987	31st	Cincinnati Reds
Paul List	1987	FA	California Angels
Danny Kapea	1988	11th	Milwaukee Brewers
Larry Gonzales*	1988	22nd	California Angels
Robert Muhammad	1988	22nd	Milwaukee Brewers
Steve Morris	1988	35th	Minnesota Twins
Rocky Ynclan	1989	36th	Milwaukee Brewers
Brian Hart	1989	FA	Cleveland Indians
Brian Souza	1990	11th	Milwaukee Brewers
Jeff Ball	1990	33rd	California Angels
Tim Albert	1991	18th	Milwaukee Brewers
Levon Largusa	1992	3rd	Toronto Blue Jays
Scott Karl*	1992	6th	Milwaukee Brewers
Jay Holland	1992	32nd	Colorado Rockies
Bill Blanchette	1992	43rd	California Angels
Matt Apana	1993	22nd	Seattle Mariners
Tyler Cheff	1994	53rd	Cleveland Indians
Bobby Moore	1995	23rd	Texas Rangers
Mark Johnson*	1996	1st	Houston Astros
Jason Ross	1996	13th	Atlanta Braves
Paul Ah Yat	1996	21st	Pittsburgh Pirates
Jay Spurgeon*	1997	8th	Baltimore Orioles
Andrew McNally	1997	FA	Cleveland Indians



PLAYER	YEAR	ROUND	TEAM
Darren Blakely	1998	5th	Anaheim Angels
Dusty Bergman*	1999	6th	Anaheim Angels
Lars Hansen	1999	28th	San Francisco Giants
Corey Miller	1999	FA	Oakland Athletics
Matt Wheeler	1999	FA	Evansville Otters (Ind.)
Kenn Wakakuwa	2000	FA	Tampa Bay Devil Rays
Rich Snider	2000	FA	Oakland Athletics
Jeff Coleman	2001	21st	Oakland Athletics
Grady Symonds	2002	39th	Arizona Diamondbacks
Aaron Pribble	2002	FA	Sonoma Crushers (Ind.)
Brian Bock	2003	14th	Baltimore Orioles
Tim Montgomery	2003	23rd	Cleveland Indians
Chris George	2003	FA	San Francisco Giants
Brian Finegan	2004	15th	Cleveland Indians
Clary Carlsen	2004	33rd	Philadelphia Phillies
Jaziel Mendoza	2004	FA	Ohio Valley Redcoats (Ind.)
Josh Green	2004	FA	Surprise Fightin' Falcons (Ind.)
Isaac Omura	2005	17th	Oakland Athletics
Stephen Bryant	2005	20th	Oakland Athletics
Ricky Bauer	2005	FA	San Francisco Giants
Steven Wright*	2006	2nd	Cleveland Indians
Matt Inouye	2006	21st	Chicago White Sox
Esteban Lopez	2006	25th	Los Angeles Dodgers
Darrell Fisherbaugh	2006	50th	Boston Red Sox
Tyler Davis	2007	21st	San Diego Padres
Ian Harrington	2007	23rd	Arizona Diamondbacks
Justin Frash	2007	27th	Oakland Athletics
Kris Sanchez	2007	FA	Seattle Mariners
Mark Rodrigues	2007	FA	Cleveland Indians
Matt Daly	2008	13th	Toronto Blue Jays
Jon Hee	2008	21st	Boston Red Sox
Brandon Haislet	2008	23rd	Philadelphia Phillies
Landon Hernandez	2008	50th	Detroit Tigers
Vinnie Catricala	2009	10th	Seattle Mariners
Josh Slaats	2010	5th	Colorado Rockies
Greg Garcia*	2010	7th	St. Louis Cardinals
David Freitas*	2010	15th	Washington Nationals
Sam Spangler	2010	41st	Minnesota Twins
Kolten Wong*	2011	1st	St. Louis Cardinals
Lenny Linsky	2011	2nd	Tampa Bay Rays
Blair Walters	2011	11th	Chicago White Sox
Michael Blake	2011	16th	Arizona Diamondbacks
Randy Yard	2011	36th	Cincinnati Reds
Alex Capaul	2011	43rd	Arizona Diamondbacks
Matt Sisto	2012	20th	Philadelphia Phillies
Breland Almadova	2012	37th	Arizona Diamondbacks
Riley Welch	2012	FA	Los Angeles Dodgers
Pi'ikea Kitamura	2013	FA	Oakland Athletics
Corey MacDonald	2013	FA	Tampa Bay Rays
Matt Cooper	2014	16th	Chicago White Sox
Scott Squier	2014	16th	Florida Marlins
Marc Flores	2014	30th	Chicago White Sox
Tyler Brashears	2015	14th	Tampa Bay Rays
LJ Brewster	2015	22nd	Miami Marlins
Quintin Torres-Costa	2015	35th	Milwaukee Brewers
Steven Pollakov	2016	FA	Chicago White Sox
Casey Ryan	2017	18th	Chicago Cubs
Josh Rojas*	2017	26th	Houston Astros
Kyle Von Ruden	2017	FA	Chicago White Sox
Kekai Rios	2018	28th	Milwaukee Brewers
Dylan Thomas	2018	38th	Minnesota Twins (did not sign)
David Noworyta	2018	FA	Detroit Tigers
Jackson Rees	2018	FA	Toronto Blue Jays
Dylan Thomas	2019	13th	Minnesota Twins
Maaki Yamazaki	2019	5th	Rakuten Eagles (NPB)
Jeremy Wu-Yelland	2020	4th	Boston Red Sox
Carter Loewen	2020	FA	San Diego Padres
Cade Smith	2020	FA	Cleveland Indians
Aaron Davenport	2021	6th	Cleveland Indians
Cade Halemanu	2022	10th	Tampa Bay Rays
Blaze Koali'i Pontes	2022	16th	Oakland Athletics

FA = Free Agent signing | \* = Played in Major Leagues |  
w=winter phase of draft | s= secondary draft phase



## PERFECT GAME

Paul Brown vs. Wyoming, (7 inn.), 4/14/87  
(Rainbow Stadium)

## NO-HITTERS

7-Innings

Joel Lono vs. Murray St., 3/8/80; David Smith vs. New Mexico, 5/9/80; Levon Largusa vs. Colorado St., 4/15/90.

9-Innings

David Smith vs. Hawai'i-Hilo, 2/7/81; Rocky Ynclan, Todd Carlsen, Donovan Oda (combined) vs. New Mexico, 4/21/89.

Opponent No-Hitters

Randy Scarberry, Tom Coffin, Mark Sogge of USC (combined), 4/7/71 (Honolulu Stadium)  
Derek Diaz, Horace Gray of Hawai'i-Hilo (combined), 2/19/82 (UH Field)  
Jeff Nichols of Rice (7 inn.) 3/14/98 (Cameron Field)  
Cody Wheeler of Coastal Carolina, 3/26/09 (Les Murakami Stadium)  
Greg Gonzalez of Fresno State (7 inn.) 4/10/10 (Les Murakami Stadium)

## ONE-HITTERS

7-Innings

Gerald Ako vs. Cal Poly-Pomona, 5/12/75  
Derek Tatsuno vs. Hawai'i-Hilo (8 inn.), 5/8/77  
Derek Tatsuno vs. Cal State Los Angeles, 5/2/78  
David Smith vs. Texas-El Paso, 4/26/80  
Wes Kimura vs. U.S. International, 4/2/82  
Ross Hayashi vs. U.S. International, 4/2/82  
Mike Campbell vs. Hawai'i Pacific, 5/5/85  
Paul Brown, Cary Nagano, Joey Vierra vs. San Diego State, 4/4/87

Scott Karl vs. Wyoming, 4/13/91

Levon Largusa vs. Wyoming, April, 1992

9-Innings

Dan Penner vs. UNLV, 5/14/82  
Mark Furtak vs. Stanford, 2/16/86  
Levon Largusa, Jeff Ball vs. Notre Dame, 2/23/90  
Levon Largusa, Brian Souza vs. Hawai'i-Hilo, 3/16/90  
Andrew McNally vs. Washington State, 3/11/93  
Steven Wright vs. Loyola Marymount, 2/17/06  
Justin Costi, Darrell Fisherbaugh vs. UC Santa Barbara, 2/27/06

Opponent One-Hitters

Jerry Felt (Mesa State) in Easter Tournament, 3/24/78  
Kenny Baugh (Rice) in WAC game, 4/20/01  
Mike Malott (San Jose State) in Easter Tournament, March 28, 2002  
Chris Nicoll, Phil Tripoli, Kris Krise, Ryan Edell and Steve Schroer (UC Irvine), May 21, 2003  
Edgar Barclay (CSU Bakersfield), March 17, 2019

## UH GRAND SLAM CLUB

Dean Hall vs. UNLV, 4/6/77

Wade Mauricio vs. Hawai'i-Hilo, 2/4/79  
Jay Erdahl vs. New Mexico, 4/26/80  
Howard Dashesky vs. CSUN, 3/27/81  
Randy Inaba vs. Hawai'i-Hilo, 2/5/82  
Glenn Braggs vs. Cal Poly-Pomona, 3/24/83  
Lance Belen vs. Loyola Marymount, 3/11/84  
Dan Nyssen at Hawai'i-Hilo, 2/1/86  
Dan Nyssen at Utah, 4/11/86  
John Matias vs. Portland State, 3/25/88  
Brian Hart at Utah, 5/5/89  
Bill Blanchette at Air Force, 4/8/91  
Kenny Harrison vs. California, 2/12/93  
Keoni Hansen at Cal State Sacramento, 5/7/94

Corey Ishigo vs. Hawai'i-Hilo (Maui), 2/12/95

Keoni Hansen at Fresno State, 2/12/95

Neal Honma at New Mexico, 2/14/97

Tracy Nakano at Fresno State, 4/25/97

Neal Honma at Rice, 2/14/98

Gregg Omori vs. San Jose State, 3/23/01

Gregg Omori at Hawai'i-Hilo, May 12, 2001

Grady Symonds vs. UC-Irvine, March 3, 2002

Creighton Kahoali'i vs. Hawai'i-Hilo, Feb. 21, 2004

Jose Castaneda vs. Florida State, March 12, 2005

Schafer Magana at San Jose State, April 23, 2005

Derek DuPree vs. Nevada, May 27, 2006

Kris Sanchez vs. Pacific, Feb. 9, 2007

Kevin Macdonald at New Mexico State, Apr. 25, 2009

Easton Torigoe vs. Air Force, Mar. 19, 2010

Christian Johnson at San Diego, Mar. 29, 2010

Ethan Lopez at UC Riverside, Mar. 13, 2019

Jared Quandt vs. CSU Bakersfield, Apr. 17, 2021

Stone Miyao at CSU Bakersfield, Apr. 16, 2022

Cole Cabrera vs. CSU Fullerton, May 1, 2022

## OPPONENT GRAND SLAMS

Walt Arnold (New Mexico) off Joel Lono at Lobo Field, April 11, 1980

John Fontes (UTEP) off Ross Hayashi at Dudley Field, April 29, 1983

Flavio Alfaro (San Diego State) off Mike Campbell at BYU, May 20, 1983

John Dias (Hawai'i Pacific) off Monty Vold at Rainbow Stadium, Feb. 4, 1984

Ray Williamson (Santa Clara) off Monty Vold at Rainbow Stadium, March 23, 1986

Doug Mientkiewicz (Florida State) off Andrew McNally at Rainbow Stadium, Feb. 4, 1994

Jed Hansen (Stanford) off Robbie Robinson at Rainbow Stadium, Feb. 20, 1994

Derek Tamburro (UCLA) off Roger Mills at Rainbow Stadium, Feb. 26, 1994

Kevin Howard (CSUN) off Mark Johnson at Matador Field, March 13, 1994

Curtis Johnson (California) off Dusty Bergman at Rainbow Stadium, Jan. 31, 1997

Jose Miranda (CSUN) off Robbie Robinson at Rainbow Stadium, March 30, 1997

Josh Hannah (Fresno State) off Randon Ho at Pete Beiden Field, April 26, 1998

Brandon Haygood (Louisiana Tech) off Chris George at J.C. Love Field, May 9, 2002

Matt Einpahr (California) off Dean Turner at Evans Diamond, April 20, 2005

Drew Johnson (Nevada) off Justin Costi at Pete Beiden Field (WAC), May 26, 2006

Tim Wheeler (Sacramento State) off Nick Rhodes at Hornet Field, March 29, 2008

Chris Kersten (Louisiana Tech) off Josh Slaats at J.C. Love Field, Apr. 26, 2008

Joe Scaperotta (New Mexico State) off Jayson Kramer at Presley Askew Field, May 9, 2008

Leo Aguirre (New Mexico State) off Alex Capaul at Presley Askew Field, May 10, 2008

Leo Aguirre (New Mexico State) off Cameron Wheeler at Les Murakami Stadium, May 22, 2008

Luke Adkins (Mississippi State) off Harrison Kuroda at Les Murakami Stadium, March 7, 2009

Justin Toerner (CSUN) off Brody Hagel-Pitt at Les Murakami Stadium, April 28, 2018

Connor Cannon (UC Riverside) off Kash Koltermann at The Plex, April 12, 2019

## UH CYCLE CLUB

Glenn Braggs at New Mexico, April 27, 1983


Markus Owens at Brigham Young, April 14, 1986

Randy Oyama at Colorado State, April 30, 1987


John Matias at Wyoming, May 2, 1987

Neal Honma vs. Cal State Sacramento, April 6, 1996

Kole Kaler at UC Riverside, April 10, 2021



PAUL BROWN



SCOTT KARL



JUSTIN COSTI

## ALL-TIME NCAA SEASON OPENERS (33-16)

Date	Opponent (Site)	Result	Score	W/L Pitchers
3/21/71	Santa Clara (Millican Field)	L	10-0	WP - Todd Brentlinger LP - Dave Nelson
3/27/72	Brigham Young (Honolulu Stadium)	W	6-5	WP - Riley Mende LP - Steve McNulty
3/26/73	Vanderbilt (Evans Park UC Riverside Tournament)	L	11-2	WP - Wayne Palmore LP - Dick Hazel
3/14/74	Mercer (Redlanders Field)	W	9-2	WP - Riley Mende LP - Mike Hurst
3/4/75	Brigham Young (UH Field)	W	6-4	WP - Ben Flores LP - Dave Nelson
2/28/76	Iowa State (UH Field)	W	5-3	WP - Ben Flores LP - Del OcHigh Schoolner
2/27/77	Vanderbilt (UH Field)	W	7-5	WP - Derek Tatsuno LP - Scott Sanderson
3/10/78	Murray State (Aloha Stadium)	L	4-2	WP - Andy Rice LP - Gene Smith
2/8/79	Oregon State (UH Field)	W	2-1	WP - Mark Olmos LP - Mike Gorman
2/1/80	at Hawai'i-Hilo (Francis Wong Stadium)	W	6-2	WP - Mark Olmos LP - Doug Spector
1/29/81	California (UH Field)	L	10-9	WP - Bill Hawkins LP - Chuck Crim
2/5/82	at Hawai'i-Hilo (Francis Wong Stadium)	W	14-4	WP - Chuck Crim LP - John Blalock
2/3/83	Hawai'i Pacific (UH Field)	W	11-4	WP - David Smith LP - Aaron Garcia
2/4/84	Hawai'i Pacific (Hanapepe Stadium Kauai)	W	6-5 (8)	WP - Bob Seigel LP - Gordon Ijima
2/1/85	at Hawai'i-Hilo (Francis Wong Stadium)	W	10-4	WP - Mike Campbell LP - Scott Sanderson
2/1/86	at Hawai'i-Hilo (Vulcan Stadium)	W	10-1	WP - Joey Vierra LP - Russell Ijima
1/31/87	at Hawai'i-Hilo (Vulcan Stadium)	W	5-3	WP - Joey Vierra LP - Ross Nishi
1/30/88	at Hawai'i-Hilo (Vulcan Stadium)	W	20-6	WP - Norman Holt LP - Al Bacosa
2/3/89	UNLV (Rainbow Stadium)	W	11-0	WP - Clinton Kelson LP - David Carter
2/2/90	UCLA (Rainbow Stadium)	L	3-2	WP - Tim Lindsay LP - Levon Largusa
2/1/91	Washington (Rainbow Stadium)	L	8-5	WP - Eric Morrow LP - Greg Nealon
1/31/92	Arizona (Rainbow Stadium)	W	7-6	WP - Craig Tucker LP - Billy Grajeda
1/26/93	at Hawai'i-Hilo (Vulcan Stadium)	W	9-7	WP - Moku Paiva LP - Sean Keven
1/23/94	at Hawai'i-Hilo (Vulcan Stadium)	W	7-3	WP - Paul Ah Yat LP - Laine Miura
1/20/95	UCLA (Rainbow Stadium)	L	5-1	WP - Rick Heineman LP - Andrew McNally
1/19/96	Washington State (Rainbow Stadium)	W	7-2	WP - Mark Johnson LP - Heath McLellan
1/16/97	Miami (Rainbow Stadium)	W	3-2 (10)	WP - Troy Yoshimasu LP - Eddie Reyes
1/16/98	San Francisco (Rainbow Stadium)	W	11-5	WP - Ian Jones LP - Ryan Yamamoto
1/22/99	UCLA (Rainbow Stadium)	W	3-0	WP - Jamie Aloy LP - Ryan Carter
1/20/00	Florida (Rainbow Stadium)	L	12-6	WP - Jay Belflower LP - Randon Ho
1/25/01	Sacramento State (Rainbow Stadium)	W	8-7	WP - Aaron Pribble LP - Benny Gonzalez
1/30/02	Florida State (Les Murakami Stadium)	W	3-2	WP - Aaron Pribble LP - Eric Roman
2/7/03	UCLA (Les Murakami Stadium)	W	11-5	WP - Chris George LP - Wes Whisler
1/30/04	Texas (Les Murakami Stadium)	L	7-4	WP - Justin Simmons LP - Ricky Bauer
2/10/05	Alabama (Les Murakami Stadium)	W	4-1	WP - Ricky Bauer LP - Wade LeBlanc
2/1/06	San Diego State (Les Murakami Stadium)	W	6-2	WP - Steven Wright LP - Bruce Billings
1/26/07	Santa Clara (Les Murakami Stadium)	W	8-1	WP - Ian Harrington LP - Matt Wickswat
2/15/08	UH-Hilo (Les Murakami Stadium)	W	5-4	WP - Josh Schneider LP - Christian Stephenson
2/20/09	UC Irvine (Les Murakami Stadium)	L	5-1	WP - Daniel Bibona LP - Jayson Kramer
2/19/10	Oregon State (Les Murakami Stadium)	L	10-6	WP - Kraig Sitton LP - Blair Walters
2/18/11	Oregon (Les Murakami Stadium)	W	4-3	WP - Blair Walters LP - Porter Clayton
2/17/12	Oregon (Les Murakami Stadium)	W	4-1	WP - Matt Sisto LP - Alex Keudell
2/14/13	Oregon (Les Murakami Stadium)	L	3-0	WP - Jake Reed LP - Scott Squier
2/14/14	Oregon (Les Murakami Stadium)	L	3-2	WP - Garrett Cleavinger LP - Eric Gleese
2/13/15	Oregon (Les Murakami Stadium)	L	12-0	WP - Cole Irvin LP - Tyler Brashears
2/13/16	vs. UH-Hilo (Francis Wong Stadium)	L	1-0	WP - Jordan Kurokawa LP - Brendan Hornung
2/17/17	NC State (Les Murakami Stadium)	L	4-0	WP - Sean Adler LP - Brendan Hornung
2/16/18	Air Force (Les Murakami Stadium)	W	4-0	WP - Jackson Rees LP - Tyler Mortenson
2/15/19	Portland (Les Murakami Stadium)	L	10-4 (10)	WP - Connor Knutson LP - Calvin Turchin
2/7/20	Hawaii-Hilo (Les Murakami Stadium)	W	5-4	WP - Jeremy Wu-Yelland LP - John Kea
2/26/21	Arizona State (Phoenix Municipal Stadium)	W	3-2	WP - Austin Teixeira LP - Graham Osman
2/18/22	Washington State (Les Murakami Stadium)	L	5-4	WP - Tyler Hoeft LP - Harry Gustin

## ALL-TIME NCAA SEASON-OPENER LINEUPS

1971  
 C ..... Reggie Suma  
 1B ..... Bob Warren  
 2B ..... Glen Nitta  
 SS ..... Ernie Tsuhako  
 3B ..... Jimmy Miyake  
 LF ..... Tom Higashino  
 CF ..... Steve Adler  
 RF ..... Glen Ohigashi  
 P ..... Ken Suzawa

1972  
 C ..... Steve Maruyama  
 1B ..... Clifford Migita  
 2B ..... James Hamoto  
 SS ..... Clifford Eto  
 3B ..... Steve McCunnigle  
 LF ..... Miles Yamamoto  
 CF ..... Tom Higashino  
 RF ..... Richard Maltby  
 P ..... Steve Shinohara

1973  
 C ..... Grant Sugai  
 1B ..... Claude Tazawa  
 2B ..... Gerald Briones  
 SS ..... Joey Estrella  
 3B ..... Steve Hirano  
 LF ..... Richard Maltby  
 CF ..... Tom Higashino  
 RF ..... Gus Rethwisch  
 P ..... Richard Hazell

1974  
 C ..... James Dettore  
 1B ..... Tim Bhagwat  
 2B ..... Wayne Rogers  
 SS ..... Joey Estrella  
 3B ..... Gary Fuller  
 LF ..... Jesse Pefferini  
 CF ..... Myles Yamamoto  
 RF ..... Richard Maltby  
 DH ..... Ernesto Viloria  
 P ..... Randy Weinstein



# SEASON OPENERS

1975  
 C.....Bob Ehrig  
 1B.....Tim Bhagwat  
 2B.....Steve Hirano  
 SS.....Shelly Draimin  
 3B.....Curtis Okazaki  
 LF.....Charlie Davis  
 CF.....Eric Sakazaki  
 RF.....Tom Bhagwat  
 DH.....Ed Gilliam  
 P.....Ben Flores

1976  
 C.....Greg Bickell  
 1B.....Gene Ober  
 2B.....Steve Hirano  
 SS.....Paul Mize  
 3B.....Bill Morgan  
 LF.....Tim Bhagwat  
 CF.....Royden Kotake  
 RF.....Roy Tokuhama  
 DH.....Dale Waters  
 P.....Ben Flores

1977  
 C.....Ron Nomura  
 1B.....Dean Hall  
 2B.....Kent Yamase  
 SS.....Paul Mize  
 3B.....Curt Watanabe  
 LF.....Vern Ramie  
 CF.....Mike Kelly  
 RF.....Tim Bhagwat  
 DH/P.....Derek Tatsuno

1978  
 C.....Ron Nomura  
 1B.....Dean Hall  
 2B.....Curt Watanabe  
 SS.....Thad Reece  
 3B.....Collin Tanabe  
 LF.....Rick Bass  
 CF.....Jon Hansen  
 RF.....Wade Mauricio  
 DH.....Eric Tokunaga  
 P.....Richard Olsen

1979  
 C.....Ron Nomura  
 1B.....Collin Tanabe  
 2B.....Wade Mauricio  
 SS.....Thad Reece  
 3B.....Curt Watanabe  
 LF.....Jon Hansen  
 CF.....Rick Bass  
 RF.....Vern Ramie  
 DH.....Gene Ober  
 P.....Mark Olmos

1980  
 C.....Collin Tanabe  
 1B.....Howard Dashefsky  
 2B.....Wade Mauricio  
 SS.....Thad Reece  
 3B.....Les Kakazu  
 LF.....Jay Erdahl  
 CF.....Rick Bass  
 RF.....Kevin Williams  
 DH.....Greg Oniate  
 P.....Mark Olmos

1981  
 C.....Collin Tanabe  
 1B.....Howard Dashefsky  
 2B.....Gordan Muramaru  
 SS.....Eric Tokunaga  
 3B.....Kimo Perkins  
 LF.....Jay Erdahl  
 CF.....Thad Reece  
 RF.....Kevin Williams  
 DH.....Greg Oniate  
 P.....Chuck Crim

1982  
 C.....Peter Ho  
 1B.....Larry O'Conner  
 2B.....Kahai Shishido  
 SS.....Greg Vasquez  
 3B.....Les Kakazu  
 LF.....Greg Oniate  
 CF.....Mario Monico  
 RF.....Randy Inaba  
 DH.....Rom Amble  
 P.....Chuck Crim

1983  
 C.....Peter Ho  
 1B.....Joey Meyer  
 2B.....Kyle Tengan  
 SS.....Greg Vasquez  
 3B.....Terry Derby  
 LF.....Glenn Braggs  
 CF.....Mario Monico  
 RF.....Mark Hadama  
 DH.....Lance Belen  
 P.....David Smith

1984  
 C.....Peter Ho  
 1B.....Cano Garcia  
 2B.....Kahai Shishido  
 SS.....Greg Vasquez  
 3B.....Lace Belen  
 LF.....Mario Monico  
 CF.....Bobby Matta  
 RF.....Charles Jackson  
 DH.....Randy Inaba  
 P.....Mike Campbell

1985  
 C.....Frank Mutz  
 1B.....Markus Owens  
 2B.....Todd Crosby  
 SS.....Kelsey Isa  
 3B.....Bobby Collum  
 LF.....Randy Inaba  
 CF.....Mark Hadama  
 RF.....Mario Monico  
 DH.....Randy Oyama  
 P.....Mike Campbell

1986  
 C.....Paul Williams  
 1B.....Colin Franker  
 2B.....Todd Crosby  
 SS.....Kelsey Isa  
 3B.....Mark McWherter  
 LF.....Markus Owens  
 CF.....Dan Nyssen  
 RF.....Greg Oniate  
 DH.....Nelson Inabata  
 P.....Joey Vierra

1987  
 C.....Larry Gonzales  
 1B.....Steve Takara  
 2B.....Dan Snover  
 SS.....Mark Rasmussen  
 3B.....Markus Owens  
 LF.....Ross Kagawa  
 CF.....Dan Nyssen  
 RF.....Steve Morris  
 DH.....Ben Rittmeister  
 P.....Joey Vierra

1988  
 C.....Larry Gonzales  
 1B.....Randy Oyama  
 2B.....Steve Otani  
 SS.....Brian Hart  
 3B.....Jon Viela  
 LF.....Ross Kagawa  
 CF.....Steve Morris  
 RF.....Mark Soma  
 DH.....Mark McWherter  
 P.....Norman Holt

1989  
 C.....Brian Nuha  
 1B.....Todd Takayoshi  
 2B.....Steve Otani  
 SS.....Brian Hart  
 3B.....Jon Viela  
 LF.....Ross Kagawa  
 CF.....Derron Moreland  
 RF.....Mark McWherter  
 DH.....John Matias  
 P.....Clinton Kelson

1990  
 C.....Todd Takayoshi  
 1B.....Bill Blachette  
 2B.....Steve Otani  
 SS.....Randy Vollmer  
 3B.....Mark Wasikowski  
 LF.....Levon Largusa  
 CF.....Derron Moreland  
 RF.....Dwayne Daughtry  
 DH.....Kenny Harrison  
 P.....Brady Perreira

1991  
 C.....Todd Takayoshi  
 1B.....Jon Viela  
 2B.....Chad Uyehara  
 SS.....Steve Otani  
 3B.....Scott Craven  
 LF.....Kenny Harrison  
 CF.....Derron Moreland  
 RF.....Tim Albert  
 DH.....Bill Blachette  
 P.....Matt Apana

1992  
 C.....Tyler Cheff  
 1B.....Kenny Harrison  
 2B.....Rob Williams  
 SS.....Randy Vollmer  
 3B.....Chris Dugger  
 LF.....Harold Cabbab  
 CF.....Erik Evans  
 RF.....Dwayne Daughtry  
 DH.....Shawn Rogers  
 P.....Bill Blachette

1993  
 C.....Tyler Cheff  
 1B.....Kenny Harrison  
 2B.....Dan Snover  
 SS.....Sy Farinas  
 3B.....Jody Napuunoa  
 LF.....Kawika Aganos  
 CF.....Dean Hashimoto  
 RF.....Franz Yuen  
 DH.....Shawn Rogers  
 P.....Andrew McNally

1994  
 C.....Tyler Cheff  
 1B.....Dean Hashimoto  
 2B.....Corey Ishigo  
 SS.....Sy Farinas  
 3B.....Jaime Ahu  
 LF.....Franz Yuen  
 CF.....Jody Napuunoa  
 RF.....Shawn Rogers  
 DH.....Kirk Taguchi  
 P.....Paul Ah Yat

1995  
 C.....Chris Garnett  
 1B.....Chris Webb  
 2B.....Jody Napuunoa  
 SS.....Jaime Ahu  
 3B.....Corey Ishigo  
 LF.....Jason Ross  
 CF.....Neal Honma  
 RF.....Jay Spurgeon  
 DH.....Ryan Gallego  
 P.....Andrew McNally

1996  
 C.....Kenn Wakakuwa  
 1B.....Robert Medeiros  
 2B.....Jody Napuunoa  
 SS.....Jaime Ahu  
 3B.....Michael Dartt  
 LF.....Neal Honma  
 CF.....Darren Blakely  
 RF.....Jason Ross  
 DH.....Kelly Konishi  
 P.....Mark Johnson

1997  
 C.....Robert Medeiros  
 1B.....Jamie Aloy  
 2B.....Daren Masanda  
 SS.....Key Voshell  
 3B.....Sean Murphy  
 LF.....Neal Honma  
 CF.....Darren Blakely  
 RF.....Greg Millichap  
 DH.....Tracy Nakano  
 P.....Andrew McNally

1998  
 C.....Lars Hansen  
 1B.....Jamie Aloy  
 2B.....David Perreira  
 SS.....Michael Dartt  
 3B.....Matt Wheeler  
 LF.....Greg Millichap  
 CF.....Darren Blakely  
 RF.....Neal Honma  
 DH.....Tracy Nakano  
 P.....Randon Ho



1999  
 C..... Lars Hansen  
 1B ..... Kenn Wakakuwa  
 2B ..... Michael Dartt  
 SS..... Corey Miller  
 3B ..... Matt Wheeler  
 LF ..... Wakon Childers  
 CF ..... Darin Baker  
 RF ..... Sean Takamori  
 P/DH..... Jamie Aloy

2000  
 C ..... Kramer Aoki  
 1B ..... Brian Bock  
 2B ..... Lane Nogawa  
 SS..... Patrick Scalabrini  
 3B ..... Danny Kimura  
 LF ..... Scooter Martines  
 CF ..... Darin Baker  
 RF ..... Jamie Aloy  
 DH ..... Shane Chan  
 P ..... Randon Ho

2001  
 C..... Jacob Flick  
 1B ..... Danny Kimura  
 2B ..... Matthew Purtell  
 SS..... Cortland Wilson  
 3B ..... Patrick Scalabrini  
 LF ..... Chad Boudon  
 CF ..... Derek Honma  
 RF ..... Tim Montgomery  
 DH ..... Gregg Omori  
 P ..... Jeff Coleman

2002  
 C..... Brian Bock  
 1B ..... Gregg Omori  
 2B ..... Lane Nogawa  
 SS..... Cortland Wilson  
 3B ..... Brent Cook  
 LF ..... Derek Honma  
 CF ..... Arthur Guillen  
 RF ..... Tim Montgomery  
 DH ..... Scooter Martines  
 P ..... Bryan Lee

2003  
 C..... Brian Bock  
 1B ..... Nick Ponomarenko  
 2B ..... Isaac Omura  
 SS..... Brian Finegan  
 3B ..... Schafer Magana  
 LF ..... Brent Cook  
 CF ..... Tim Montgomery  
 RF ..... Joshua Green  
 DH ..... Rocky Russo  
 P ..... Chris George

2004  
 C ..... Matt Inouye  
 1B ..... Andrew Sansaver  
 2B ..... Isaac Omura  
 SS..... Brian Finegan  
 3B ..... Rocky Russo  
 LF ..... Jaziel Mendoza  
 CF ..... Joshua Green  
 RF ..... Greg Kish  
 DH ..... Nate Thurber  
 P ..... Ricky Bauer

2005  
 C..... Esteban Lopez  
 1B ..... Adam Roberts  
 2B ..... Isaac Omura  
 SS..... Joe Spiers  
 3B ..... Schafer Magana  
 LF ..... Greg Kish  
 CF ..... Matt Inouye  
 RF ..... Jose Castaneda  
 DH ..... Rocky Russo  
 P ..... Ricky Bauer

2006  
 C..... Esteban Lopez  
 1B ..... Kris Sanchez  
 2B ..... Jon Hee  
 SS..... Eli Christensen  
 3B ..... Joe Spiers  
 LF ..... Jorge Franco  
 CF ..... Robbie Wilder  
 RF ..... Matt Inouye  
 DH ..... Justin Frash  
 P ..... Steven Wright

2007  
 C..... Landon Hernandez  
 1B ..... Kris Sanchez  
 2B ..... Jon Hee  
 SS..... Eli Christensen  
 3B ..... Justin Frash  
 LF ..... Jorge Franco  
 CF ..... Brandon Haislet  
 RF ..... Evan Zimny  
 DH ..... Vinnie Catricala  
 P ..... Ian Harrington

2008  
 C..... Landon Hernandez  
 1B ..... Kevin Macdonald  
 2B ..... Jon Hee  
 SS..... Greg Garcia  
 3B ..... Vinnie Catricala  
 LF ..... Derek DuPree  
 CF ..... Brandon Haislet  
 RF ..... Evan Zimny  
 DH ..... Jeffrey Van Doornum  
 P ..... Matt Daly

2009  
 C..... Landon Hernandez  
 1B ..... Kevin Macdonald  
 2B ..... Ryan Morford  
 SS..... Greg Garcia  
 3B ..... Vinnie Catricala  
 LF ..... Matt Roquemore  
 CF ..... Kolten Wong  
 RF ..... Christian Johnson  
 DH ..... Jeffrey Van Doornum  
 P ..... Jayson Kramer

2010  
 CF ..... Breland Almadova  
 SS..... Greg Garcia  
 2B ..... Kolten Wong  
 1B ..... Kevin McDonald  
 DH ..... Jeff Van Doornum  
 C..... David Freitas  
 RF ..... Collin Bennett  
 3B ..... Pi'ikea Kitamura  
 LF ..... Sean Montplaisir  
 P ..... Nate Klein

2011  
 CF ..... Breland Almadova  
 2B ..... Pi'ikea Kitamura  
 3B ..... Kolten Wong  
 1B ..... Jeff Van Doornum  
 DH ..... Michael Blake  
 RF ..... Collin Bennett  
 C..... David Peterson  
 LF ..... Zack Swasey  
 SS..... Matt Harrison  
 P ..... Matt Sisto

2012  
 CF ..... Breland Almadova  
 2B ..... Stephen Ventimilia  
 3B ..... Collin Bennett  
 1B ..... Max Duval  
 DH ..... A.J. Bayus  
 RF ..... Zack Swasey  
 SS..... Pi'ikea Kitamura  
 C..... Garrett Champion  
 LF ..... Kao Aliviado  
 P ..... Matt Sisto

2013  
 2B ..... Stephen Ventimilia  
 CF ..... Kalei Hanawahine  
 3B ..... Pi'ikea Kitamura  
 1B ..... Marc Flores  
 DH ..... Andre Real  
 LF ..... Adam Hurley  
 C..... Trevor Podratz  
 RF ..... Kao Aliviado  
 SS..... Austin Wobrock  
 P ..... Scott Squier

2014  
 1B ..... Marcus Doi  
 CF ..... Kao Aliviado  
 DH ..... Jordan Richartz  
 LF ..... Marc Flores  
 C..... Alan Baldwin  
 RF ..... Kalei Hanawahine  
 3B ..... LJ Brewster  
 SS..... Austin Wobrock  
 2B ..... Stephen Ventimilia  
 P ..... Matt Cooper

2015  
 2B ..... Stephen Ventimilia  
 SS..... Jacob Sheldon-Collins  
 CF ..... Kao Aliviado  
 DH ..... Marcus Doi  
 3B ..... Alex Sawelson  
 1B ..... Eric Ramirez  
 LF ..... Alan Baldwin  
 C..... Chayce Ka'aua  
 RF ..... Matt LoCoco  
 P ..... Tyler Brashears

2016  
 CF ..... Matt LoCoco  
 SS..... Jacob Sheldon-Collins  
 1B ..... Eric Ramirez  
 LF ..... Marcus Doi  
 2B ..... Josh Rojas  
 DH ..... Alex Sawelson  
 C..... Chayce Ka'aua  
 3B ..... Johnny Weeks  
 RF ..... Alan Baldwin  
 P ..... Brendan Hornung

2017  
 CF ..... Dylan Vchulek  
 SS..... Dustin Demeter  
 2B ..... Johnny Weeks  
 RF ..... Ethan Lopez  
 C..... Kekai Rios  
 1B ..... Eric Ramirez  
 LF ..... Marcus Doi  
 DH ..... Adam Fogel  
 3B ..... Josh Rojas  
 P ..... Brendan Hornung

2018  
 CF ..... Dylan Vchulek  
 2B ..... Dustin Demeter  
 C..... Kekai Rios  
 RF ..... Adam Fogel  
 DH ..... Chayce Ka'aua  
 1B ..... Eric Ramirez  
 LF ..... Johnny Weeks  
 3B ..... Ethan Lopez  
 SS..... Maaki Yamazaki  
 P ..... Jackson Rees

2019  
 LF ..... Scotty Scott  
 SS..... Maaki Yamazaki  
 CF ..... Adam Fogel  
 DH ..... Logan Pouelsen  
 3B ..... Ethan Lopez  
 RF ..... Jacob Sniffin  
 1B ..... Alex Baeza  
 C..... Jack Kennelly  
 2B ..... Dallas Duarte  
 P ..... Jeremy Wu-Yelland

2020  
 LF ..... Scotty Scott  
 SS..... Kole Kaler  
 DH ..... Adam Fogel  
 3B ..... Dustin Demeter  
 CF ..... Matt Wong  
 1B ..... Alex Baeza  
 C..... Dallas Duarte  
 2B ..... Aaron Ujimori  
 RF ..... Tyler Best  
 P ..... Logan Pouelsen

2021  
 LF ..... Scotty Scott  
 SS..... Kole Kaler  
 CF ..... Adam Fogel  
 3B ..... Dustin Demeter  
 DH ..... Nainoa Cardinez  
 1B ..... Alex Baeza  
 C..... Dallas Duarte  
 RF ..... Tyler Best  
 2B ..... Aaron Ujimori  
 P ..... Aaron Davenport

2022  
 LF ..... Scotty Scott  
 SS..... Jordan Donahue  
 CF ..... Cole Cabrera  
 1B ..... Jacob Igawa  
 2B ..... Stone Miyao  
 RF ..... Matt Wong  
 3B ..... Aaron Ujimori  
 C..... Dallas Duarte  
 DH ..... Nainoa Cardinez  
 p..... Cade Halemanu



A
Abe, Craig (1986)
Aganos, Kawika (1989, '93)
Ah Sam, Bryce (2014, '16)
Ah Yat, Paul (1994-96)
Ahu, Aran (1974)
Ahu, Jaime (1993-96)
Akana, Bubba (2020-present)
Ako, Gerald (1974-77)
Albert, Tim (1991)
Alexander, Jared (2008-09)
Aliviado, Kao (2012-15)
Almadova, Brelan (2010-12)
Aloy, Jamie (1997-2000)
Alvarez, Rich (1983)
Amble, Rob (1981-82)
Ammon, Erik (2005)
Anderson, Carlos (1993-94)
Anderson, Ryan (2001)
Andrade, Jedd (2017-18)
Aoki, Kramer (1998, 2000)
Apana, Matt (1991-93)
Arakawa, Jarrett (2011-12, '14-15)
Arakawa, Noland (1976-78)
Archer, Andy (2022)
Aribal, Matt (2022)
Asato, Ryan (2005-08)
Ashworth, Colin (2017-19)
Asimos, Tom (1983, '85)
Atkins, Tai (2020-present)
Austin, Fletcher (1993-94)
Avila, Luis (2005-06)
Awong, Thomas (1985)

B
Baeza, Alex (2018-21)
Baker, Darin (1999-2000)
Baldwin, Alan (2013-16)
Ball, Jeff (1987-90)
Baptista, Ikaika (1998-99)
Barna, Cal (2022)
Bass, Rick (1977-80)
Bates, Alex (2008)
Bauer, Ricky (2002-05)
Bayus, A.J. (2011-12)
Beck, Anthony (1997)
Belcher, Brian (1988)
Belen, Lance (1982-84)
Bell-Irving, Steve (2004)
Bellina, Scott (2018-19)
Belmonte, Phil (1978)
Benge, Randall (1998)
Bennett, Collin (2010-12)
Bergman, Dusty (1997-99)
Best, Tyler (2019-present)
Bhagwat, Tim (1974-77)
Bhagwat, Tom (1975)
Bickell, Greg (1975-76)
Binkie, Kamuela (1994, '96-98)
Blakely, Darren (1996-98)
Blanchette, Bill (1990-92)
Bock, Brian (2000-03)
Boudon, Chad (2001-02)
Brackenridge, Kalani (2010-11)
Braggs, Glenn (1981-83)
Brashears, Tyler (2015)
Brewster, LJ (2013-15)
Briones, Gerald (1973-74)
Brown, Paul (1986-87)
Bryant, Stephen (2004-05)
Buck, Matthew (2004)
Burgher, Bryan (2013)
Burigsay, Larry (1988-91)
Burlingame, Greg (1984-85, '87)
Burnes, M.R. (1973)
Butler, Connor (2019)
Butler, Kris (2012-13)

C
Cabbab, Harold (1989-92)
Cabrera, Cole (2022)
Calderon, Naighel (2020-present)
Calicdan, Daylen (2018-20)
Campbell, Mike (1983-85)
Campos, Matt (2020-present)
Candaroma, Kobi (2016)
Capaul, Alex (2008-09)

Cardenas, Gordon (2014)
Cardinez, Nainoa (2021-present)
Carganilla, Alfredo (1988)
Carlsen, Clary (2003-04)
Carlson, Jason (2002)
Castillo, Andrew (2004)
Castro, Jason (1999)
Catricala, Vinnie (2007-09)
Cayetano, Justin (2003)
Champion, Garrett (2011-12)
Chan, Shane (1998, 2000)
Chan, Zack (2017)
Cheff, Tyler (1991-94)
Chevalier, Josh (2009-10)
Chew, Lawrence (2012-16)
Childers, Wakon (1999, 2001)
Christensen, Elijah (2006-07)
Chun, Robert (1977)
Chung, Michael (1981-83)
Clark, Cody (2012)
Clough, Bryan (2014)
Coleman, Jeff (2001)
Collum, Bob (1985)
Cook, Brent (2002-03)
Cooper, Matt (2013-14)
Costi, Justin (2005-06)
Crasnick, Daniel (2019)
Craven, Scott (1991-92)
Crim, Chuck (1980-82)
Crosby, Todd (1984-86)
Culbert, Mark (1986)
Culp, Cody (2015-16)
Currah, Barry (1990-91)
Curtis, Kevin (1991-92)

D
Daly, Matthew (2006-08)
Dartt, Michael (1996-99)
Dashefsky, Howard (1979-82)
Daughtry, Dwayne (1990-92)
Davenport, Aaron (2019-21)
Davis, Charlie (1975)
Davis, Ryan (2009)
Davis, Tyler (2006-07)
Demeter, Dustin (2017-21)
DeMiero, Dominic (2017-19)
DePonte, Jordan (2014)
Derby, Terry (1982-83)
Dettore, James (1973-74)
Doi, Marcus (2014-17)
Donahue, Jordan (2022-present)
Donahue, Kyson (2022-present)
Dowdy, Kyle (2012)
Dramin, Shelly (1975)
Drown, Chad (1994)
Duarte, Dallas (2019-present)
Dugan, Pat (1977)
Dugger, Chris (1991-92)
Duncan, Phil (1994)
DuPree, Derek (2005-08)
Duquette, Bryan (1980-82)
Duval, Max (2012-13)
Dyball, Tyler (2019-present)
Dymally, Reggie (1981)

E
Echavia, Michael (2014)
Ehrig, Bob (1975)
Ellenbrook, Larry (2005)
Elms, Josh (2014)
Erdahl, Jay (1978-81)
Espiritu, Jason (1983-85)
Estes, Matt (2017-18)
Estrella, Joey (1972-74)
Eto, Clifford (1972)
Evans, Erik (1991-92)

F
Farinas, Sy (1993-94)
Finegan, Brian (2003-04)
Fisherbaugh, Darrell (2004-06)
Fitchett, Alex (2016-17)
Flick, Jacob (2001)
Flinn, Jon (2012-13)
Flores, Ben (1975-76)
Flores, Junior (2022-present)
Flores, Marc (2013-14)
Fogel, Adam (2017-21)

Franco, Jorge (2006-07)
Franker, Colin (1986)
Franks, Jeremy (1996)
Frash, Justin (2006-07)
Freitas, David (2010)
Friesen, Isaac (2016-17)
Fujii, Kevin (2007-10)
Fujitani, Ryan (1990, '92-93)
Fukuda, Jay (1975)
Fuller, Gary (1974-76)
Furtak, Mark (1985-87)
Furutani, Carl (1974-77)

G
Gallego, Ryan (1995)
Garcia, Efrain (1984)
Garcia, Greg (2008-10)
Garman, Trey (1993-94)
Garnett, Chris (1993-96)
Garrick, Gavin (1998-2000)
Gauthier, Jean-Paul (2001-02)
George, Chris (2002-03)
George, Conner (2011-14)
Giannetti, Chad (2000-02)
Gilbride, Kevin (2000-03)
Gilliam, Ed (1975)
Ginoza, Garrett (1978)
Gipaya, Robert (1985)
Gleese, Eric (2014-15)
Goda, Brandon (1990-91, '93)
Goddard, Ashton (2021)
Goldenberg, Joe (2012)
Gonzales, Larry (1986-88)
Gouveia, Kiha (1985)
Green, Joshua (2003-04)
Griffin, Mike (2004)
Guillen, Arthur (2001-03)
Gusten, Harry (2022)

H
Hadama, Mark (1981, '83-85)
Hagan, Cameron (2021-present)
Haislet, Brandon (2007-08)
Hagel-Pitt, Brody (2017-18)
Halemanu, Cade (2019-present)
Hall, Dean (1977-78)
Hampe, Chris (1993)
Hanawahine, Kalei (2013-14)
Hancock, Brennen (2019-20)
Hansen, Jon (1977-79)
Hansen, Keoni (1993-96)
Hansen, Lars (1996-99)
Hanzawa, Troy (2004)
Harrington, Ian (2006-07)
Harrison, Brent (2011-12)
Harrison, Kenny (1990-93)
Harrison, Connor (2021-present)
Harrison, Matt (2011-12)
Hart, Brian (1988-89)
Harvey, Sean (1998)
Hashimoto, Dean (1993-94)
Hatch, Alex (2015-16)
Hatton, Kyle (2018-19)
Hayashi, Ross (1981-84)
Hayashida, Clyde (1974-75)
Hayes, Ron (1977)
Hazama, Mitchell (1972)
Hazell, Richard (1973)
Hee, Jonathan (2005-08)
Heffernan, Thomas (1989-90)
Hermosura, Daven (1996-97)
Hernandez, Landon (2006-09)
Herrriage, Dan (1974)
Herrold, Donald (1973)
Higashino, Tom (1971-73)
Higuchi, Alan (1985-87)
Hiraki, Blake (2022-present)
Hirano, Steve (1973-75)
Hirayama, Mark (1989-90)
Ho, Peter (1981-84)
Ho, Randon (1996, '98-2000)
Hoey, Shane (2008-09)
Holland, Jay (1989, '91-92)
Holt, Norman (1986-90)
Honma, Derek (1999-2002)
Honma, Neal (1995-98)
Hornung, Brendan (2016-17)
Horton, Reid (2003)

Hosaka, Duane (1982)
Howes, Jeff (1987)
Hughes, Dick (1972)
Hurley, Adam (2013-14)
Hymel, Jake (2021)

I
Ichimura, Trevor (2020-present)
Ideue, Dean (1988)
Igawa, Jacob (2021-present)
Inaba, Randy (1982-85)
Inabata, Nelson (1985-87)
Inouye, Matthew (2003-06)
Isa, Kelsey (1983-86)
Ishibashi, Keith (1986-88)
Ishigo, Corey (1992-95)
Ishigo, Dennis (1971)
Itamoto, James (1971-72)
Iwane, David (1972)
Izuka, Cary (1993)

J
Jackson, Chuck (1982-84)
Jackson, Drew (2003)
Jackson, Nate (2000-01)
Johnson, Christain (2009)
Johnson, Craig (2007)
Johnson, Mark (1994-96)
Jondal, Alex (2015)
Jones, Andrew (2014-15)
Jones, Ian (1998-2000)
Jones, Juliene (2014-15)
Jones, June (1973)

K
Ka'aua, Chayce (2015-18)
Kagawa, Ross (1986-89)
Kahn, Cory (2007-08)
Kahoali'i, Creighton (2004)
Kakugawa, Troy (2017-18)
Kakazu, Leslie (1979-82)
Kakazu, Sam (1977, '79-81)
Kaler, Kole (2020-21)
Kamai, Isaac (2005)
Kamoe, Kaden (2013)
Kane, Chuck (1983-85)
Kapea, Dan (1984-85, '88)
Karl, Scott (1990-92)
Kashimoto, Colby (1993)
Kato, Ryan (1987-88)
Kawakami, Mark (1985-88)
Kelly, Mike (1977)
Kelson, Clinton (1989-90)
Kennelly, Jack (2019)
Kibota, Richie (1986-88)
Kim, Chongsu (1994-95)
Kim, Tommy (1996)
Kimura, Danny (2000-01)
Kimura, Wesley (1979-82)
Kish, Gregory (2004-05)
Kitamura, Pi'ikea (2010-13)
Kitaoka, JJ (2014-15)
Kiyota, Walt (1977)
Klattenhoff, Shawn (1984)
Klein, Nate (2009-10)
Kleman, Jerry (2013-14)
Klink, Bradley (1995)
Kochi, Wade (1989)
Koenigsberger, Dan (1967-68)
Koishigawa, Todd (1997)
Koissian, Chase (2009)
Kolterman, Kash (2018-19)
Komeiji, Keith (1982)
Konishi, Kelly (1995-98)
Kotake, Royden (1974-76)
Kramer, Jayson (2006-09)
Kuhns, Ryder (2020)
Kuroda, Harrison (2007-10)
Kurohara, Darren (1978-79)
Kuzminsky, Scott (2013-14)

L
LaFave, Jordan (2017)
Lane, Alan (1980-82)
Largusa, Levon (1990-92)
Laveay, Blaise (1995)
Le Ducq, Matt (2001-02)
Leander, Mark (1972)



Lee, Bryan .....	(2000-02)	Nagano, Cary .....	(1987-88)	Reid, Thomas .....	(1985)	Tatsuno, Derek .....	(1977-79)		
Linebarger, Connor .....	(2015-16)	Nakagawa, Scott .....	(1990)	Reilly, Vince .....	(2020)	Taylor, Kevin .....	(2020)		
Linsky, Lenny .....	(2009-11)	Nakano, Tracy .....	(1996-99)	Reitzel, Mike .....	(1986)	Tazawa, Claude .....	(1973)		
List, Paul .....	(1985-86)	Napuunoa, Jody .....	(1993-96)	Renne, Dalton .....	(2021-present)	Teixeira, Austin .....	(2021-present)		
Little, Connor .....	(2009-11, '13)	Nazarino, Darwin .....	(1997)	Rhodes, Nick .....	(2007-08)	Tengan, Kyle .....	(1982-83)		
LoCoco, Matt .....	(2015-16)	Nealon, Greg .....	(1989)	Ribellia, Saul .....	(2000)	Tenn, Derek .....	(1995)		
Loewen, Carter .....	(2018-20)	Nekomoto, Jon .....	(1971)	Richards, Trey .....	(2000)	Thomas, Dylan .....	(2017-19)		
Longville, David .....	(2012)	Nelson, Dave .....	(1971)	Richardson, Matt .....	(2017-18)	Thurber, Nathan .....	(2004-05)		
Lono, Joel .....	(1980-81, '83-84)	Nishikawa, Jeff .....	(1971)	Richartz, Jordan .....	(2014-15)	Tokuhamu, Roy .....	(1976)		
Lopez, Aby .....	(1984)	Nishimura, Keith .....	(1971)	Rios, Kekai .....	(2016-18)	Tokunaga, Eric .....	(1978-81)		
Lopez, Esteban .....	(2005-06)	Nitta, Glenn .....	(1971)	Rittmeister, Ben .....	(1987-88)	Tomimoto, Stan .....	(2000)		
Lopez, Ethan .....	(2016-19)	Nogawa, Lane .....	(1999-2002)	Rivera, Bronson .....	(2022-present)	Tomsen, Travis .....	(2012)		
Lum, Paki .....	(2004)	Nohara, Rodney .....	(1971)	Roberts, Adam .....	(2005-06)	Torigoe, Easton .....	(2009-11)		
<b>M</b>				Nomura, Ron .....	(1976-79)	Torres-Costa .....	(2014-15)		
MacDonald, Corey .....	(2012-13)	Nottingham, Billy .....	(2012)	Noworyta, David .....	(2016-18)	Tsuhako, Ernest .....	(1971)		
MacDonald, Kevin .....	(2007-10)	Nuha, Brian .....	(1989-90)	Nyssen, Dan .....	(1985-87)	Tucker, Craig .....	(1991-93)		
Mackenzie, Ken .....	(1996-99)	<b>O</b>				Rogers, Shawn .....	(2019-21)		
MacWilliam, Jim .....	(2012-13)	Ober, Gene .....	(1976-79)	Rojas, Josh .....	(2016-17)	Turner, Dean .....	(2005-06)		
Maeshiro, Jack .....	(1974)	O'Connor, Larry .....	(1980-83)	Ronan, Cory .....	(2022)	<b>U</b>			
Magana, Schafer .....	(2002-05)	Oda, Curtis .....	(1977)	Roquemore, Matt .....	(2006-10)	Uehara, Scot .....	(1995)		
Makashima, Byron .....	(1990)	Oda, Donovan .....	(1988-90)	Ross, Brandon .....	(2020-present)	Ujimori, Aaron .....	(2020-present)		
Makashima, Mason .....	(1986)	Ogawa, Guy .....	(1983-86)	Ruff, Bryan .....	(2007)	Uskali, Neil .....	(2017-18)		
Malmgren, Stu .....	(1977)	Ohigashi, Glenn .....	(1971)	Russell, Julian .....	(2002-03)	Uyehara, Chad .....	(1989-92)		
Maltby, Richard .....	(1972-74)	Okada, Rodney .....	(1972-73)	Russo, Rocky .....	(2003-05)	<b>V</b>			
Martin, Brandon .....	(1998)	Okazaki, Curtis .....	(1974-75)	Ryan, Casey .....	(2016-17)	Valencia, Matt .....	(2015-16)		
Martin, Chuck .....	(1974)	Okinaka, Kip .....	(1988)	<b>S</b>				Valenzuela, Jose .....	(1993)
Martin, Patric .....	(2016-17)	Olivera, Manuel .....	(2000)	Saito, Kevin .....	(1984-86)	Van Doornum, Jeffrey .....	(2008-11)		
Martines, Scooter .....	(1999-2000, '02)	Olmos, Mark .....	(1977-80)	Sakaino, Michael .....	(1997-99)	Vasquez, Greg .....	(1981-84)		
Masanda, Daren .....	(1997)	Olsen, Richard .....	(1976-78)	Sakazaki, Eric .....	(1975-76)	Vchulek, Dylan .....	(2017-18)		
Masanda, Daryl .....	(1995)	Olsen, Richard, Jr. .....	(2003-06)	Sanchez, Kris .....	(2006-07)	Vela, Marc .....	(2014)		
Matias, John .....	(1986-89)	Olshane, Scott .....	(1978)	Sansaver, Andrew .....	(2003-04)	Ventimilia, Stephen .....	(2012-15)		
Matta, Bobby .....	(1983-85)	Omiya, Dean .....	(1972, '74)	Sato, Grant .....	(1999-2001)	Viel, Jon .....	(1988-91)		
Mauricio, Wade .....	(1978-80)	Omori, Gregg .....	(2001-02)	Sawelson, Alex .....	(2015-16)	Vierra, Jeff .....	(1985-86, '88-89)		
McDowell, Guy .....	(2003-05)	Omura, Isaac .....	(2003-05)	Scalabrini, Patrick .....	(2000-01)	Vierra, Joey .....	(1986-87)		
McElroy, Ed .....	(1975)	Oniate, Greg .....	(1980-83)	Schneider, Josh .....	(2007-08)	Vierra, Keith .....	(1983)		
McGunnigle, Steve .....	(1972)	O'Rourke, Patrick .....	(2012-13)	Schreiber, Terry .....	(1976)	Villaruz-Mauai, Safea ..	(2021-present)		
McNair, Patrick .....	(1998-99)	Oshiro, Dan .....	(1971-73)	Scott, Scotty .....	(2019-2022)	Viloria, Ernesto .....	(1973-74)		
McNally, Andrew .....	(1993-95, '97)	Oshiro, Roy .....	(1985)	Sellers, Daniel .....	(1989)	Vold, Monty .....	(1984-86)		
McWherter, Mark .....	(1985-89)	Otani, Steve .....	(1988-91)	Seta, Warren .....	(1977)	Vollmer, Randy .....	(1990, '92)		
Mead, Kaimi .....	(2004)	Owan, Logan .....	(1990-91)	Sheets, Ryan .....	(1995)	Von Ruden, Kyle .....	(2015-16)		
Medeiros, Robert .....	(1994-97)	Owens, Markus .....	(1985-87)	Sheldon-Collins, Jacob .....	(2015-16)	Voshell, Key .....	(1996-97)		
Mende, Riley .....	(1972-75)	Oyama, Gary .....	(1971)	Shigematsu, Derek .....	(1975)	<b>W</b>			
Mendoza, Jaziel .....	(2003-04)	Oyama, Randy .....	(1985-88)	Shinohara, Steve .....	(1972-74)	Wakakuwa, Kenn .....	(1996, '99-2000)		
Meyer, Joey .....	(1982-83)	<b>P</b>				Shishido, Kahai .....	(1982-84)		
Migita, Clifford .....	(1971-73)	Paiva, Moku .....	(1990-93)	Siegel, Bob .....	(1984)	Walters, Blair .....	(2010-11)		
Miller, Corey .....	(1999)	Palmeira, Konnor .....	(2021-present)	Silva, Glenn .....	(1978-81)	Walton, Bruce .....	(1982-85)		
Miller, Eric .....	(1993)	Parsons, Joey .....	(2008)	Sisto, Matt .....	(2009-12)	Walton, Tai .....	(2022)		
Miller, Matt .....	(2014-15)	Pavelin, Paul .....	(1994)	Siu, Carter .....	(1994, '96)	Walz, Chris .....	(1989-90, '93)		
Miller, Nick .....	(2020)	Peck, Mike .....	(2003)	Slaats, Josh .....	(2008-10)	Wanders, Chad .....	(1995)		
Millichap, Greg .....	(1996-98)	Pedretti, Tyan .....	(2012)	Slettvet, Greg .....	(1976)	Wasikowski, Mark .....	(1990)		
Mills, Roger .....	(1991, '93-94)	Penner, Dan .....	(1982, '84)	Smith, Cade .....	(2018-20)	Watanabe, Curt .....	(1976-79)		
Minemoto, Arthur .....	(1972-73)	Perkins, Kimo .....	(1978-81)	Smith, David .....	(1980-83)	Watanabe, Kody .....	(2022)		
Mitchell, Kyle .....	(2016-17)	Perreira, Brady .....	(1989-92)	Smith, Gene .....	(1976, '78-79)	Waters, Dale .....	(1976)		
Mitchell, Rah-Miel .....	(1999-2000)	Perreira, David .....	(1997-98)	Snider, Rich .....	(1999-2000)	Watterson, Nathaniel .....	(1998)		
Mitchell, Reese .....	(1976)	Phair, Kelly .....	(1992-93)	Sniffin, Jacob .....	(2017-Present)	Webb, Chris .....	(1995)		
Miyabara, Colin .....	(1972-74)	Piaskowski, Jeff .....	(2005)	Snover, Dan .....	(1987)	Weeks, Johnny .....	(2015-18)		
Miyake, James .....	(1971-72)	Pico, Rory .....	(1997-2000)	Soma, Dirk .....	(1983-84)	Weinstein, Randy .....	(1972-74)		
Miyao, Stone .....	(2020-present)	Piepmeyer, Jason .....	(2002)	Soma, Mark .....	(1988)	Welch, Riley .....	(2011-12)		
Miyoshi, Marshall .....	(1996)	Pifferini, Jesse .....	(1974)	Soskin, Jeff .....	(2006-07)	Wheeler, Cameron .....	(2007-08)		
Miyoshi, Mitchell .....	(1993-95)	Pigg, Josh .....	(2015-16)	Souza, Brian .....	(1990)	Wheeler, Mat .....	(1998-99)		
Mize, Paul .....	(1975-77)	Pindel, Buddie .....	(2020-2022)	Souza, Reed .....	(1995)	Whipple, Ben .....	(2022)		
Mocny, Danny .....	(2002)	Podratz, Trevor .....	(2012-14)	Spangler, Sam .....	(2008-10)	Whitsett, Joe .....	(1998)		
Monico, Mario .....	(1982-85)	Polk, James .....	(1999)	Spiers, Joe .....	(2005-06)	Wightman, Tyler .....	(2003)		
Montgomery, Tim .....	(2001-03)	Pollakov, Steven .....	(2014-15)	Spurgeon, Jay .....	(1995-97)	Wilder, Robbie .....	(2004-06)		
Montplaisir, Sean .....	(2008-11)	Ponio, Mike .....	(1986)	Squier, Scott .....	(2012-14)	Williams, Kevin .....	(1979-80)		
Moore, Bobby .....	(1994-95)	Ponomarenko, Nick .....	(2003)	Stegmaier, Jeremy .....	(1998-99)	Williams, Phil .....	(1986)		
Moore, Jesse .....	(2009-12)	Pontes, Li'i .....	(2019-present)	Stovall, Jerry .....	(1978-79)	Williams, Rob .....	(1992-93)		
Mora, Ben .....	(2015)	Pouelsen, Logan .....	(2017-21)	Sugai, Grant .....	(1973-74)	Wilson, Artie .....	(1973-74)		
Moreland, Derron .....	(1988-91)	Pribble, Aaron .....	(1999-2002)	Suma, Reggie .....	(1971)	Wilson, Cortland .....	(2001-02)		
Morford, Ryan .....	(2008-09)	Purtell, Matthew .....	(2000-01)	Summer, Colby .....	(2005)	Withers, Chuck .....	(2004)		
Morgan, Bill .....	(1975-76)	<b>Q</b>				Suzawa, Ken .....	(1971)		
Moore, Jesse .....	(2009-12)	Quaglieri, William .....	(2001-02)	Suzuki, Kenji .....	(2021-present)	Wobrock, Austin .....	(2013-14)		
Morris, Steve .....	(1986-88)	Quandt, Jared .....	(2021-present)	Swayse, Zack .....	(2011-12)	Wong, Kolten .....	(2009-11)		
Moulaison, Eddie .....	(1993)	<b>R</b>				Swymonds, Grady .....	(2002)		
Muhammad, Robert .....	(1986-88)	Ramie, Vern .....	(1977-79)	<b>T</b>				Wong, Matt .....	(2020-2022)
Mukawa, Cyrus .....	(1971)	Ramsden, Mark .....	(1978)	Tagami, Ivan .....	(1972)	Wright, Steven .....	(2004-06)		
Muramaru, Gordon .....	(1980-81)	Ramirez, Eric .....	(2015-18)	Taguchi, Kirk .....	(1993-94)	Wu-Yelland, Jeremy .....	(2018-20)		
Murata, Chester .....	(1972)	Rasmussen, Mark .....	(1987)	Taguchi, Wade .....	(1999)	<b>Y</b>			
Murata, Kyle .....	(1996)	Rawlins, Keahi .....	(2003-06)	Takamori, Sean .....	(1997-2000)	Yamamoto, Myles .....	(1972-74)		
Murphy, Sean .....	(1997)	Real, Andre .....	(2013)	Takamori, Wayne .....	(1981-82)	Yamamoto, Ryan .....	(2000-02)		
Murray, Tyler .....	(2017-21)	Reece, Thad .....	(1978-81)	Takara, Steve .....	(1987)	Yamase, Kent .....	(1976-77)		
Mutz, Frank .....	(1984-85)	Rees, Jackson .....	(2017-18)	Takayoshi, Todd .....	(1988-91)	Yamashita, Sean .....	(1999-2002)		
Myers, Alex .....	(2008-09)	<b>S</b>				Takemura, Jason .....	(1997)	Yamazaki, Maaki .....	(2018-19)
Myers, Eugene .....	(1992-93)	Saito, Kevin .....	(1984-86)	Tanabe, Collin .....	(1978-81)	Yard, Randy .....	(2011)		
				Sakaino, Michael .....	(1997-99)	Yncian, Rocky .....	(1987, '89)		
				Sakazaki, Eric .....	(1975-76)	Yonamine, Dean .....	(1985)		
				Sanchez, Kris .....	(2006-07)	Yoshimasu, Troy .....	(1996-99)		
				Sansaver, Andrew .....	(2003-04)				
				Sato, Grant .....	(1999-2001)				
				Sawelson, Alex .....	(2015-16)				
				Scalabrini, Patrick .....	(2000-01)				
				Schneider, Josh .....	(2007-08)				
				Schreiber, Terry .....	(1976)				
				Scott, Scotty .....	(2019-2022)				
				Sellers, Daniel .....	(1989)				
				Seta, Warren .....	(1977)				
				Sheets, Ryan .....	(1995)				
				Sheldon-Collins, Jacob .....	(2015-16)				
				Shigematsu, Derek .....	(1975)				
				Shinohara, Steve .....	(1972-74)				
				Shishido, Kahai .....	(1982-84)				
				Siegel, Bob .....	(1984)				
				Silva, Glenn .....	(1978-81)				
				Sisto, Matt .....	(2009-12)				
				Siu, Carter .....	(1994, '96)				
				Slaats, Josh .....	(2008-10)				
				Slettvet, Greg .....	(1976)				
				Smith, Cade .....	(2018-20)				
				Smith, David .....	(1980-83)				
				Smith, Gene .....	(1976, '78-79)				
				Snider, Rich .....	(1999-2000)				
				Sniffin, Jacob .....	(2017-Present)				
				Snover, Dan .....	(1987)				
				Soma, Dirk .....	(1983-84)				
				Soma, Mark .....	(1988)				
				Soskin, Jeff .....	(2006-07)				
				Souza, Brian .....	(1990)				
				Souza, Reed .....	(1995)				
				Spangler, Sam .....	(2008-10)				
				Spiers, Joe .....	(2005-06)				
				Spurgeon, Jay .....	(1995-97)				
				Squier, Scott .....	(2012-14)				
				Stegmaier, Jeremy .....	(1998-99)				
				Stovall, Jerry .....	(1978-79)				
				Sugai, Grant .....	(1973-74)				
				Suma, Reggie .....	(1971)				
				Summer, Colby .....	(2005)				
				Suzawa, Ken .....	(1971)				
				Suzuki, Kenji .....	(2021-present)				
				Swayse, Zack .....	(2011-12)				
				Swymonds, Grady .....	(2002)				
				<b>T</b>					
				Tagami, Ivan .....	(1972)				
				Taguchi, Kirk .....	(1993-94)				
				Taguchi, Wade .....	(1999)				
				Takamori, Sean .....	(1997-2000)				
				Takamori, Wayne .....	(1981-82)				
				Takara, Steve .....	(1987)				
				Takayoshi, Todd .....	(1988-91)				
				Takemura, Jason .....	(1997)				
				Tanabe, Collin .....	(1978-81)				
				Tanigawa, Lon .....	(1999-2000)				



# ALL-TIME RESULTS

1923 (1-2)		
Coach Otto Klum		
Result	Score	Opponent
W	10-2	Punahou H.S.
L	4-6	Mills H.S.
W	8-4	McKinley H.S.

1924 (5-5)		
Coach Otto Klum		
Result	Score	Opponent
W	11-9	Liberty House
L	6-10	Hawaiian Pine
W	7-6	Liberty House
L	3-5	Liberty House
W	3-2	Hawaiian Electric
W	8-6	Mutual Telephone
W	4-3	Hawaiian Electric
L	0-9	Honolulu Iron Works
L	2-4	Hawaiian Pine
L	1-7	Standard Oil

1925 (4-7)		
Coach Otto Klum		
Result	Score	Opponent
L	3-6	35th Infantry
W	2-1	Honolulu Iron Works
L	0-6	Luke Field
L	3-10	Hawaiian Pine
L	0-8	Liberty House
W	5-3	Mutual Telephone
W	7-4	Pearl Harbor Civilians
W	12-5	Standard Oil
L	3-5	Honolulu Iron Works
L	4-5	Hawaiian Electric
L	4-6	Osaka Mainichi

1926 (7-5)		
Coach Otto Klum		
Result	Score	Opponent
W	6-1	Honolulu Iron Works
W	3-2	Hawaiian Pine
W	6-3	Liberty House
W	15-10	Hawaiian Electric
W	8-6	Hawaiian Electric
L	2-14	Standard Oil
L	5-6	Mutual Telephone
W	6-1	Honolulu Iron Works
L	11-14	Hawaiian Pine
L	4-7	Standard Oil
W	6-3	Mutual Telephone
L	4-6	Liberty House

1927 (2-9)		
Coach Otto Klum		
Result	Score	Opponent
L	3-4	Honolulu Iron Works
L	3-7	Mutual Telephone
W	7-2	American Can
W	3-2	Liberty House
L	3-14	Standard Oil
L	0-7	Hawaiian Pine
L	1-9	Honolulu Iron Works
L	3-13	Hawaiian Pine
L	1-5	Liberty House
L	1-3	American Can
L	8-13	Mutual Telephone

1928 (12-5)		
Coach Otto Klum		
Result	Score	Opponent
W	7-4	Hawaiian Pine
W	9-2	Honolulu Iron Works
L	3-9	Liberty House
L	1-6	American Can
W	8-6	Standard Oil
W	4-3	Mutual Telephone
L	1-2	American Can
W	6-2	Hawaiian Pine
W	5-1	Hawaiian Iron Works

L	1-6	Liberty House
W	13-10	Konawaena H.S.
W	16-10	Kona All-Stars
W	20-9	Hamakua All-Stars
W	16-9	Hilo H.S.
W	10-7	Hilo All-Stars
W	6-5	Mutual Telephone
L	13-14	Standard Oil

1929 (8-7)		
Coach Otto Klum		
Result	Score	Opponent
W	3-2	Hawaiian Pine
W	11-2	Liberty House
W	5-4	Mutual Telephone
L	0-3	Hawaiian Electric
W	6-2	Honolulu Iron Works
W	7-4	American Can
L	2-8	Hawaiian Pine
L	2-8	Mutual Telephone
L	3-4	Liberty House
W	9-8	Honolulu Iron Works
L	11-13	American Can
W	4-3	Hawaiian Electric
L	2-3	Pullen Giants
W	7-3	California
L	5-11	Michigan

1930 (8-4)		
Coach Otto Klum		
Result	Score	Opponent
L	2-15	Hawaiian Electric
L	3-6	Mutual Telephone
W	4-3	Honolulu Iron Works
W	5-1	Hawaiian Electric
L	0-7	Liberty House
L	4-6	Hawaiian Pine
W	2-1	Mutual Telephone
W	9-6	Honolulu Iron Works
W	5-4	Hawaiian Electric
W	6-1	Liberty House
W	9-2	Hawaiian Pine
W	2-1	Mutual Telephone

1931 (3-11)		
Coach Otto Klum		
Result	Score	Opponent
W	11-3	Honolulu Iron Works
L	5-9	Hawaiian Pine
L	4-5	Fort Ruger
L	0-3	Koyus
L	2-5	Hawaiian Electric
L	7-8	Honolulu Iron Works
L	2-3	Liberty House
L	1-8	Mutual Telephone
L	0-5	Hawaiian Pine
W	4-2	Hawaiian Electric
W	5-1	Honolulu Iron Works
L	2-3	Hawaiian Pine
L	2-3	Mutual Telephone
L	3-13	Liberty House

1932 (3-2)		
Coach Otto Klum		
Result	Score	Opponent
W	9-2	Liberty House
L	7-10	Mutual Telephone
L	9-13	Honolulu Iron Works
W	4-3	Mutual Telephone
W	4-3	Liberty House
W	5-2	Liberty House
W	4-1	Mutual Telephone
W	7-2	Honolulu Iron Works
W	6-2	Koyu Kai

1933 (1-10)		
Coach Otto Klum		
Result	Score	Opponent
L	0-7	Electric Shop

L	1-8	Mutual Telephone
L	0-3	Liberty House
L	1-3	Mutual Telephone
L	0-7	Liberty House
L	5-10	Electric Shop
L	1-9	Mutual Telephone
L	4-7	Liberty House
L	5-6	McKinley H.S.
W	5-3	St. Louis H.S.
L	1-7	Electric Shop

1934 (3-6-1)		
Coach Otto Klum		
Result	Score	Opponent
L	2-4	Hawaiian Electric
L	6-10	Liberty House
W	5-4	O'ahu Sugar
L	1-5	Electric Shop
L	1-8	Mutual Telephone
L	0-1	Hawaiian Electric
W	2-1	Liberty House
L	3-4	Mutual Telephone
T	2-2	O'ahu Sugar
W	7-6	Electric Shop

1935 (6-4)		
Coach Otto Klum		
Result	Score	Opponent
L	4-5	Mutual Telephone
W	6-3	O'ahu Sugar
L	3-5	Shell Oil
W	4-2	Hawaiian Electric
W	7-1	Rapid Transit
L	0-10	Mutual Telephone
W	10-0	O'ahu Sugar
W	6-2	Shell Oil
W	9-8	Rapid Transit
L	1-6	Hawaiian Electric

1936 (4-1)		
Coach Otto Klum		
Result	Score	Opponent
W	5-3	Hawaiian Electric
L	4-5	Mutual Telephone
W	8-0	Rapid Transit
W	4-3	Shell Oil
W	2-1	All-Chinese

1937 No Team

1938 (9-2)		
Coach Luke Gill		
Result	Score	Opponent
W	4-2	Chinese
W	3-1	Asahi
W	5-1	Filipinos
W	9-3	Sub Base
L	5-6	Wanderers
W	7-4	Schofield
W	10-4	Chinese
L	3-4	Asahi
W	5-2	Filipinos
W	10-2	Wanderers
W	12-6	Hawaiians

1939 (5-6)		
Coach Luke Gill		
Result	Score	Opponent
W	14-2	Mandarins
W	8-1	Nomads
W	16-4	Subrons
L	1-3	Rising Suns
L	3-5	Indians
W	11-2	Kalias
L	1-2	Indians
L	2-4	Rising Suns
W	9-6	Pioneer Mill
L	3-5	Kahului Railroad
L	7-8	Hawaiian Commercial

1940 (No Team)

1941 (3-9)		
Coach Tom Kaulukukui		
Result	Score	Opponent
W	3-0	11th Medical Corps
L	1-7	Mutual Telephone
W	12-2	California Packing
L	1-5	Hawaiian Electric
L	4-10	Matson
L	2-3	Mutual Telephone
L	3-6	Hawaiian Electric
L	2-5	Matson
W	5-3	Mutual Telephone
L	5-6	Hawaiian Electric
L	3-9	Matson
L	1-13	Mutual Telephone

1941-45 No Teams

1946 (3-4)		
Coach Jesse James Kelly		
Result	Score	Opponent
W	7-2	Chinen's Service
L	2-11	Waialae
L	1-9	HAD
L	8-9	Vagabonds
W	12-11	Waialua H.S.
W	13-10	Acme A.C.
L	12-22	Acme A.C.

1947 (7-4)		
Coach Tom Kaulukukui		
Result	Score	Opponent
L	2-4	Trojans
W	12-1	Palama
L	1-6	Veterans
W	4-0	Truckers
W	1-0	Pirates
W	3-0	Olympics
L	0-2	Maid-Rite
W	18-1	Pearl Harbor Marines
L	4-6	Pearl City
W	18-6	Kohala All-Stars

1948 (18-3)		
Coach Tom Kaulukukui		
Result	Score	Opponent
W	6-4	Lihue Bakery
W	16-0	Olokele A.A.
W	18-0	Navy
W	15-7	Chinese Amateurs
L	6-7	Pirates
W	26-5	Olaa-Pepeekeo
W	13-2	Islanders
W	20-7	Wreckers
W	10-1	Hickam
W	16-2	Waialae
W	19-8	Klippers
W	10-1	Maid-Rite
W	4-3	Truckers
W	8-1	Klippers
W	19-2	Barbers Point
W	14-0	SubPac
W	9-3	ComServPac
W	9-0	Chinese All-Stars
W	9-3	Winter League
L	5-10	AJA Stars
L	0-3	Rural All-Stars

1949 (21-9)		
Coach Tom Kaulukukui		
Result	Score	Opponent
W	8-2	Acme
W	11-1	ComServPac
W	29-3	Acme
L	3-4	Waipahu Dragons
W	13-3	Barbers Point

W	2-0	Injuns
W	3-0	Hickam
L	3-4	Pirates
W	13-6	Barbers Point
L	6-7	Truckers
W	3-2	Waiakea Pirates
W	9-4	Lincoln Wreckers
L	1-3	Pepeekeo A.C.
W	11-0	Schofield
L	5-6	Waipahu Dragons
W	4-2	SubBase
W	12-1	Injuns
W	10-1	Camp Catlin Marines
W	7-5	Pirates
W	15-0	Camp Catlin Marines
L	1-3	Truckers
W	10-3	Moiliili
L	2-4	Injuns
W	22-6	Kealoha Hawaiians
W	9-4	Rural AJA
W	6-1	Waipahu Filipinos
W	5-1	Barbers Point
W	8-1	Hickam
L	5-7	Injuns
L	1-3	California

1950 (12-6)		
Coach Toku Tanaka		
Result	Score	Opponent
W	6-0	National Guard
W	9-5	Schofield
W	8-4	Hickam
L	7-9	SubPac
L	11-13	Barbers Point
W	15-6	Hickam
W	3-2	Fort Shafter
W	7-6	Schofield
L	6-8	Hickam
W	14-4	McKinley H.S.
L	0-4	SubPac
W	3-1	ComServPac
W	3-2	SubPac
W	6-2	Hawaiians
L	1-3	AJA
W	9-3	AJA
W	5-4	Barbers Point
L	3-4	Wanderers

1951 (8-6)		
Coach Toku Tanaka		
Result	Score	Opponent
L	6-12	Injuns
L	9-10	Tripler
W	10-9	Petrous
W	4-0	Petrous
L	3-14	Marines
W	13-5	Injuns
W	6-0	Injuns
L	4-5	Barbers Point
W	4-3	Tripler
W	16-11	Tripler
W	11-6	Petrous
L	8-11	Mainichi Orions
W	15-4	Hawaiians
L	4-7	Moiliili

1952 (3-7)		
Coach Jerry Burns		
Result	Score	Opponent
L	2-7	W&F Plumbing
W	11-5	Petrous
W	10-5	National Guard
W	5-3	Tripler
L	5-8	Marines
L	0-4	W&F Plumbing
L	1-11	Petrous
L	4-5	National Guard
L	4-7	Tripler
L	0-3	Marines

1953 (3-9)		
Coach Jimmy Asato		
Result	Score	Opponent
L	4-10	Aliis
L	4-5	Petrous
L	4-7	Naval Base
W	8-1	Maytags
L	3-9	Aliis
L	7-8	Petrous
W	4-3	Naval Base
L	1-2	Petrous
L	5-7	Aliis
L	8-13	Naval Base
W	9-3	Maytags
L	6-7	Maytags

1954 (3-16)		
Coach Thomas Ige		
Result	Score	Opponent
L	N/A	SubPac
L	N/A	Mid-Pacific Institute
L	N/A	Army
L	N/A	Barbers Point
L	2-10	Hawks
W	5-2	Braves
L	1-9	Red Sox
L	1-8	Asahi
W	4-3	Tigers
L	3-13	Hawks
L	2-8	Red Sox
L	3-4	Asahi
L	1-3	Braves
L	2-5	Tigers
L	1-2	Asahi
W	5-2	Braves
L	1-15	Hawks
L	1-12	Red Sox

1955 (5-14)		
Coach Toku Tanaka		
Result	Score	Opponent
W	6-4	Naval Base
L	N/A	Braves
W	N/A	USS Plant
W	3-0	Cosmopolitan Hawks
L	2-3	Asahi
L	0-3	Red Sox
L	3-4	Braves
L	3-4	Asahi
L	0-7	Red Sox
L	3-9	Braves
W	9-3	Asahi
L	3-12	Red Sox
L	2-7	Braves
L	3-7	Asahi
L	5-7	Red Sox
W	7-6	Braves
L	1-6	Red Sox
L	1-10	Asahi
L	2-5	Braves

1956 (26-18)		
Coach Toku Tanaka		
Result	Score	Opponent
W	4-3	Naval Base
L	3-5	Naval Base
L	4-6	Red Sox
L	1-3	Hickam
L	2-8	Braves
W	8-4	Marines
L	6-9	Asahi
W	13-3	Barbers Point
W	5-3	Naval Base
W	1-0	Marines
W	6-4	Hickam
W	3-2	Asahi
L	7-11	Braves
L	6-8	Red Sox

W	8-4	Barbers Point
W	7-3	Braves
L	0-2	Asahi
L	4-8	Red Sox
W	12-1	Naval Base
L	4-7	Hickam
W	N/A	Barbers Point
W	7-2	Marines
W	6-0	Marines
W	18-12	Barbers Point
W	7-3	Asahi
W	9-2	Braves
W	3-2	Hickam
W	11-6	Naval Base
L	0-1	Red Sox
L	9-12	Marines
W	3-1	Asahi
L	1-5	Braves
W	2-0	Red Sox
W	4-1	Hickam
W	11-1	Naval Base
L	5-8	Asahi
W	6-2	Marines
W	3-2	Hickam
L	2-11	Red Sox
L	2-5	Braves
L	3-4	Ohio State
L	5-7	Barbers Point
W	15-3	Naval Base
W	13-5	Barbers Point

1957 (27-19-1)		
Coach Toku Tanaka		
Result	Score	Opponent
W	6-4	35th Infantry
T	9-9	35th Infantry
W	10-3	O'ahu Prison
W	5-4	Marines
W	6-4	Hickam
W	4-3	Red Sox
L	7-8	Naval Base
L	3-7	Asahi
L	0-5	SubPac
L	3-13	Braves
L	4-5	Barbers Point
L	0-4	Marines
W	15-6	Barbers Point
W	1-0	Hickam
W	7-2	Red Sox
W	6-2	Naval Base
L	2-5	Asahi
W	3-2	SubPac
L	0-13	Braves
L	1-6	Marines
W	4-3	Hickam
W	16-7	Barbers Point
L	3-7	Red Sox
L	1-6	Asahi
W	7-3	Naval Base
L	5-9	SubPac
L	3-4	Braves
L	2-3	Marines
W	7-3	Barbers Point
L	6-15	Hickam
W	5-1	Kona All-Stars
W	9-7	Honokaa
W	8-5	Hamakua
W	9-8	Asahi
W	9-8	SubPac
L	2-9	Braves
L	0-3	Marines
W	9-0	Barbers Point
W	3-2	Naval Base
W	16-5	High School All-Stars
L	1-6	SubPac
W	11-7	Braves
W	10-3	Hickam
W	4-3	Red Sox
W	16-2	Naval Base

W	3-1	Asahi
L	3-7	Red Sox

1958 (12-19)		
Coach Toku Tanaka		
Result	Score	Opponent
L	8-10	SubPac
W	12-5	21st Infantry
L	6-9	SubPac
W	4-1	Red Sox
W	14-1	Naval Base
W	4-2	SubPac
W	10-7	Braves
W	11-0	Marines
L	2-6	Asahi
L	4-5	Naval Air
L	3-6	Red Sox
L	2-5	Asahi
W	7-6	Naval Base
L	1-6	SubPac
L	3-5	Braves
L	0-11	Marines
W	2-1	Naval Air
L	0-10	Red Sox
W	3-2	Asahi
W	6-1	Naval Base
L	0-1	SubPac
L	1-2	Marines
L	0-10	Asahi
W	16-1	Naval Base
L	3-4	SubPac
W	8-3	Braves
L	4-5	Naval Air
L	0-5	Marines
L	4-5	Red Sox
L	1-2	Red Sox
L	0-10	Naval Air

1959 (8-20)		
Coach Toku Tanaka		
Result	Score	Opponent
L	3-4	SubPac
L	2-17	SubPac
L	8-9	Braves
L	0-5	Asahi
L	4-5	Naval Air
L	9-16	Marines
W	16-5	Pearl Harbor
L	0-11	Red Sox
L	2-6	Giants
L	1-9	Braves
L	4-6	Marines
W	6-4	Red Sox
L	6-11	Naval Air
W	4-0	SubPac
L	6-8	Giants
W	19-3	Pearl Harbor
L	2-5	Asahi
L	7-8	SubPac
L	5-13	Braves
W	9-3	Giants
L	1-9	Red Sox
L	2-9	Naval Air
L	7-9	Marines
L	1-2	Asahi
L	5-7	Red Sox
W	4-3	Giants
W	8-1	Braves
W	6-3	Asahi

1960 (17-23)		
Coach Toku Tanaka		
Result	Score	Opponent
L	3-6	Maruzen Oilers
W	11-1	Naval Air
L	5-6	Red Sox
W	17-7	Hickam
W	9-0	Giants
L	0-9	SubPac



# ALL-TIME RESULTS

W	6-3	Pearl Harbor
W	12-6	Naval Air
L	0-5	Asahi
W	3-1	Giants
L	0-4	Braves
W	8-5	Marines
W	4-1	*Fresno State
L	5-8	Hickam
L	1-2	Meiji
L	7-8	SubPac
W	12-10	Marines
L	0-5	Meiji
L	1-2	Red Sox
W	12-0	Pearl Harbor
L	3-4	Giants
W	4-2	Braves
W	5-2	Asahi
L	0-6	SubPac
W	9-4	Naval Air
L	3-11	Marines
W	4-2	Red Sox
W	8-4	Giants
L	4-9	Hickam
L	6-7	Asahi
L	2-5	Braves
L	0-3	Braves
L	0-1	Braves
L	5-10	Pearl Harbor
L	1-7	Giants
L	0-1	Braves
W	4-1	Red Sox
L	0-3	Red Sox
L	1-4	Asahi
W	1-0	Giants

\*Indicates collegiate opponent

## 1961 (13-14-1)

Coach Henry Tominaga		
Result	Score	Opponent
T	3-3	Fort Shafter
L	4-5	SubPac
W	7-2	Marines
W	3-2	Giants
W	9-3	Braves
W	11-10	Hickam
L	3-5	SubPac
W	4-3	Pearl Harbor
W	6-4	Marines
L	2-3	Naval Air
L	0-3	Oregon State
W	10-8	Hickam
L	1-8	Stanford
L	0-4	Keio
L	1-7	USC
W	4-2	Pearl Harbor
W	6-3	Asahi
W	8-0	Braves
W	3-1	Pearl Harbor
W	3-0	SubPac
L	2-3	Asahi
L	2-4	Hickam
L	11-12	Giants
W	14-10	Naval Air
L	3-4	Naval Air
L	1-7	SubPac
L	2-3	Giants
L	3-4	Red Sox

## 1962 (11-9-2)

Coach Henry Tominaga		
Result	Score	Opponent
L	4-5	SubPac
W	15-9	Asahi
W	7-6	Hickam
W	6-2	Giants
L	1-3	Red Sox
L	4-11	Marines
W	12-6	Braves

L	10-11	Pearl Harbor
L	0-4	Asahi
L	3-7	Asahi
W	8-5	Giants
W	11-1	Red Sox
T	6-6	Braves
L	5-6	Asahi
W	N/A	Braves
T	8-8	Giants
W	7-4	Braves
L	11-12	Giants
W	8-7	Red Sox
L	4-9	Red Sox
W	10-4	Giants
W	7-3	Braves

## 1963 (8-13)

Coach Jyun Hirota			
Result	Score	Opponent	
W	2-1	Red Sox	
L	2-3	Marines	
W	11-3	Pearl Harbor	
W	4-1	Hickam	
L	2-6	Braves	
L	0-2	Asahi	
L	1-5	National Guard	
W	3-1	SubPac	
L	9-11	Giants	
(Teams and scores unavailable due to newspaper strike during which Rainbows went 4-6)			
L	0-9	Marines	
L	0-6	Marines	

## 1964 (No Team)

## 1965 (6-5)

Coach Jyun Hirota			
Result	Score	Opponent	
L	0-11	Asahi	
W	6-0	Red Sox	
W	4-2	National Guard	
W	5-3	Giants	
W	7-2	Braves	
L	1-4	Giants	
W	4-2	National Guard	
L	0-7	Asahi	
L	2-6	Hawai'i Marines	
W	5-4	SubPac	
L	4-5	Pearl Harbor	

## 1966 (13-14)

Coach Henry Tominaga			
Result	Score	Opponent	
W	7-3	SubPac	
L	3-5	Pearl Harbor	
W	17-6	Naval Air	
L	1-6	Hickam	
L	3-6	Asahi	
L	4-5	Holsum Bakers	
W	2-1	Pearl Harbor	
L	2-3	SubPac	
L	3-5	Hickam	
W	6-2	Naval Air	
L	0-8	Asahi	
W	3-1	Holsum Bakers	
L	6-14	Red Sox	
W	5-4	Pearl Harbor	
W	3-2	Naval Air	
L	2-7	Naval Air	
W	3-2	SubPac	
L	2-12	Asahi	
W	10-3	Holsum Bakers	
W	7-6	Red Sox	
W	13-1	Pearl Harbor	
L	8-9	Hickam	
L	0-1	SubPac	
L	0-6	Asahi	

W	8-7	Holsum Bakers
W	6-3	Red Sox
L	0-6	Red Sox

## 1967 (10-21)

Coach Henry Tominaga			
Result	Score	Opponent	
L	5-7	*Air Force	
L	7-8	Army	
L	2-11	SubPac	
L	2-6	Puerto Ricans	
L	8-13	Asahi	
L	4-6	*Air Force	
W	12-11	Army	
L	1-8	SubPac	
L	4-5	Puerto Ricans	
L	4-8	Asahi	
W	9-7	*Air Force	
W	11-8	Army	
L	1-11	SubPac	
W	6-3	Asahi	
W	4-3	Army	
L	0-5	Hickam	
L	4-14	Asahi	
W	7-3	SubPac	
L	0-1	*Air Force	
W	6-3	*Air Force	
L	6-10	Puerto Ricans	
L	0-7	SubPac	
L	4-17	Puerto Ricans	
W	11-10	Puerto Ricans	
L	4-11	Asahi	
L	0-11	Asahi	
L	1-4	*Air Force	
W	8-3	Army	
W	6-4	Army	
L	0-14	SubPac	
L	3-23	Puerto Ricans	

\*Indicates collegiate opponent

## 1968 (10-23)

Coach Henry Tominaga			
Result	Score	Opponent	
L	0-8	SubPac	
L	3-4	Holsum Bakers	
W	16-6	Army	
L	1-2	Hickam	
L	7-8	Asahi	
L	3-6	SubPac	
W	12-3	Army	
L	4-8	Holsum Bakers	
L	1-12	Asahi	
L	1-2	SubPac	
L	8-9	Army	
W	9-7	Holsum Bakers	
L	6-7	Hickam	
L	0-5	Hickam	
L	4-14	Asahi	
L	0-1	Army	
W	2-1	Holsum Bakers	
W	6-3	Hickam	
L	4-6	SubPac	
L	1-5	Holsum Bakers	
W	11-7	Army	
L	3-4	Hickam	
L	3-8	Asahi	
L	1-15	SubPac	
W	5-3	Army	
L	8-14	Holsum Bakers	
W	7-2	Hickam	
L	1-4	Asahi	
L	0-16	*USC	
L	4-9	*Illinois	
W	12-7	*Air Force	
L	2-14	Asahi	
W	6-1	Army	

\*Indicates collegiate opponent

## 1969 (8-8)

Coach Dick Kitamura			
Result	Score	Opponent	
L	3-5	Hilo College	
W	3-0	SubPac	
W	3-1	SubPac	
W	13-9	Hickam	
W	9-7	Marines	
L	2-5	Army	
W	2-0	Holsum	
L	1-5	Asahi	
W	10-0	Hickam	
L	5-9	SubPac	
L	6-9	Army	
L	2-5	Holsum	
W	7-4	Marines	
L	0-10	SubPac	
L	5-6	Asahi	
W	17-0	Hickam	

## 1970 (No Team)

## 1971 (0-4, First year of NCAA)

Coach Les Murakami				
Date	Result	Score	Opponent	
3/21	L	0-10	Santa Clara (6)	
3/27	L	0-5	Santa Clara	
4/2	L	1-6	USC	
4/7	L	0-8	USC	

## 1972 (1-3)

Coach Les Murakami				
Date	Result	Score	Opponent	
3/27	W	6-5	BYU	
3/29	L	7-8	Washington St.	
3/31	L	0-4	USC	
4/1	L	1-7	Washington St.	

## 1973 (1-7)

Coach Les Murakami				
Date	Result	Score	Opponent	
UC Riverside (CA) Tournament				
3/26	L	2-11	Vanderbilt	
3/27	L	0-12	Wash. St. (5)	
3/27	L	0-4	USC (7)	
3/28	L	0-5	Stanford	
3/28	L	3-7	Arizona St.	
3/30	W	13-11	Massachusetts	
3/31	L	2-4	@UC Riverside	
4/17	L	6-10	USC	

## 1974 (6-11)

Coach Les Murakami				
Date	Result	Score	Opponent	
3/14	W	9-2	Mercer	
3/15	W	25-5	Mercer	
3/17	W	5-0	Mercer (7)	
3/17	L	1-3	Mercer (7)	
3/25	W	8-7	UC Irvine	
3/27	L	3-11	UC Irvine	
3/29	W	5-4	UC Irvine (7)	
3/29	L	4-5	UC Irvine	
4/6	L	1-22	@UC Irvine	
4/6	L	3-9	@UC Irvine (7)	
4/8	L	6-13	@UC Irvine	
4/9	L	6-15	@UCLA	
4/10	L	4-6	@Cal Poly-Pomona	
4/10	L	5-12	@Cal Poly-Pomona	
4/12	W	7-5	@LMU	
4/13	L	3-6	@LMU	
4/13	L	0-1	@LMU (7)	

## 1975 (25-13)

Coach Les Murakami				
Date	Result	Score	Opponent	
3/4	W	6-4	BYU	
3/4	W	3-1	BYU (7)	
3/6	L	2-8	BYU	

3/6	W	7-2	BYU (7)
3/8	W	6-5	BYU (12)
3/8	W	3-2	BYU (7)
3/10	L	4-11	Oklahoma
3/10	L	6-23	Oklahoma
3/12	L	2-4	Oklahoma
3/12	L	4-10	Oklahoma (7)
3/14	L	0-4	Oklahoma
3/14	L	3-4	Oklahoma (7)
Rainbow Easter Tournament			
3/22	W	5-3	Toledo
3/23	W	11-0	Meiji (Exb.)
3/23	L	2-7	Gonzaga
3/24	W	14-7	Gonzaga
3/25	W	8-1	Toledo
2/26	W	4-2	Meiji (Exb.)
3/30	W	2-1	LMU(7)
4/1	W	5-3	LMU
4/1	W	5-1	LMU(7)
4/3	W	5-3	LMU
4/3	W	8-3	LMU(7)
4/20	W	6-2	Pacific
4/21	W	5-4	Pacific
4/21	W	13-5	Pacific (7)
4/22	W	3-2	Pacific (10)
4/22	W	7-6	Pacific (10)
4/26	W	3-2	@San Francisco St.
4/26	L	2-7	@San Francisco St.
4/28	L	1-4	@San Francisco
4/28	W	6-5	@San Francisco
4/30	L	6-11	@California
5/1	W	14-1	@St. Mary's (CA)
7/12	L	1-7	Cal Poly-Pomona
7/12	W	5-0	Cal Poly-Pomona (7)
7/14	L	4-10	Cal Poly-Pomona
7/14	W	6-0	Cal Poly-Pomona (7)
7/16	W	10-3	Cal Poly-Pomona
7/16	W	6-5	Cal Poly-Pomona (14)
1976 (29-12)			
Coach Les Murakami			
Date	Result	Score	Opponent
2/28	W	5-3	Iowa St. (7)
2/28	W	4-1	Iowa St.
2/29	W	6-1	Iowa St. (7)
2/29	L	2-5	Iowa St.
3/2	W	2-0	Iowa St. (7)
3/2	W	7-4	Iowa St.
3/3	W	6-5	Iowa St. (7)
3/3	W	4-3	Iowa St.
3/5	L	1-5	St. Mary's (CA) (7)
3/5	L	2-10	St. Mary's (CA)
3/6	L	0-6	St. Mary's (CA) (7)
3/6	L	2-4	St. Mary's (CA)
3/7	W	4-2	St. Mary's (CA) (7)
3/7	W	9-7	St. Mary's (CA)
3/13	W	5-4	Tulane
3/13	W	1-0	Tulane
3/14	L	0-1	Tulane (7)
3/14	W	4-0	Tulane
3/16	W	2-1	Tulane (7)
3/16	W	8-2	Tulane
3/25	L	4-8	Cal Poly-Pomona (7)
3/26	W	6-5	Cal Poly-Pomona (7)
3/26	L	2-4	Cal Poly-Pomona
3/27	L	4-8	Cal Poly-Pomona (7)
3/27	W	5-1	Cal Poly-Pomona
4/2	L	0-2	Spring Arbor (7)
4/2	W	5-0	Spring Arbor
4/3	W	10-0	Spring Arbor (7)
4/3	W	5-4	Spring Arbor
4/5	W	7-3	Spring Arbor (7)
4/5	W	12-4	Spring Arbor
Rainbow Easter Tournament			
4/11	W	11-1	Pacific

4/12	L	4-5	Westmont
4/13	W	7-5	Ujimori Hawks (Ex)
4/14	W	6-3	Ujimori Hawks (Ex)
4/15	W	5-0	Pacific
4/16	W	5-3	Westmont
4/23	W	1-0	So. Cal. College (7)
4/23	W	7-0	So. Cal. College
4/24	W	7-3	So. Cal. College (7)
4/24	W	9-4	So. Cal. College
4/25	W	2-1	So. Cal. College (7)
4/25	L		
2-7 So. Cal. College			
1977 (43-13)			
Coach Les Murakami			
Date	Result	Score	Opponent
2/27	W	7-5	Vanderbilt (7)
2/27	W	10-3	Vanderbilt
2/28	W	4-3	Vanderbilt (7)
2/28	W	7-6	Vanderbilt
3/2	W	10-4	Vanderbilt (7)
3/3	W	7-3	Vanderbilt
3/3	L	1-6	Vanderbilt (7)
3/3	W	9-3	Vanderbilt
3/4	W	4-0	BYU
3/5	L	1-4	BYU (7)
3/5	L	2-11	BYU
3/7	W	11-2	BYU (7)
3/7	W	5-1	BYU
3/8	W	1-0	BYU (11)
3/8	L	6-11	BYU
3/11	W	11-6	Gonzaga (7)
3/11	W	9-4	Gonzaga
3/12	L	6-7	Gonzaga (7)
3/12	W	13-0	Gonzaga
3/13	W	7-1	Gonzaga (7)
3/13	W	12-8	Gonzaga
3/15	W	6-1	Gonzaga (7)
3/15	W	7-4	Gonzaga
3/18	W	9-4	Oklahoma (7)
3/18	W	10-2	Oklahoma
3/19	W	5-2	Oklahoma (7)
3/19	W	4-3	Oklahoma
3/22	W	4-3	Oklahoma (8)
3/22	L	4-7	Oklahoma
3/29	W	3-0	Arizona St. (7)
3/29	W	6-0	Arizona St.
4/1	L	0-7	Arizona St. (7)
4/1	L	3-13	Arizona St.
Rainbow Easter Tournament			
4/3	W	7-3	Kearney St.
4/3	W	3-2	USC
4/4	W	5-4	Florida St. (15)
4/5	W	12-4	UNLV
4/6	W	16-5	UNLV
4/7	W	8-4	Kearney St.
4/7	W	8-7	USC (14)
4/8	L	2-5	Florida St.
4/15	W	29-2	UH-Hilo
4/16	W	10-2	UH-Hilo
4/17	W	11-2	UH-Hilo
4/24	W	4-1	@Pepperdine
4/24	W	3-2	@Pepperdine (7)
4/26	L	1-10	@USC
4/27	L	6-8	@Cal Poly-Pomona
4/29	W	9-3	@UNLV
4/30	W	8-4	Grand Canyon (7)
4/30	W	6-4	@UNLV
5/6	W	21-0	@UH-Hilo
5/7	W	9-1	@UH-Hilo (7)
5/7	W	4-0	@UH-Hilo (8)
NCAA West Regional (Honolulu, O'ahu)			
5/26	L	1-6	USC
5/27	L	4-8	Cal State LA

1978 (38-14-1)			
Coach Les Murakami			
Date	Result	Score	Opponent
3/10	L	2-4	Murray St.
3/10	W	2-1	Oklahoma (11)
3/11	W	5-3	Oklahoma
3/11	L	2-5	Murray St.
3/12	W	5-4	Oklahoma (10)
3/12	W	5-3	Murray St.
3/14	L	0-2	Murray St.
3/14	W	5-0	Oklahoma
Rainbow Easter Tournament			
3/19	W	18-0	Ill.-Chicago Circle (5)
3/19	W	2-1	Santa Clara
3/20	W	5-0	Mesa St.
3/21	L	7-8	Northwestern
3/22	W	6-4	Ill.-Chicago Circle
3/23	L	1-2	Santa Clara
3/24	W	4-2	Mesa St.
3/24	W	10-1	Northwestern
3/27	W	2-1	UCLA (7)
3/27	L	0-9	UCLA
3/29	W	1-0	UCLA (7)
3/29	W	6-1	UCLA
3/30	W	7-4	UCLA (7)
3/30	W	5-3	UCLA
4/4	L	1-2	Nebraska (7)
4/4	L	3-5	Nebraska
4/6	L	2-7	Nebraska (7)
4/6	W	5-2	Nebraska
4/7	W	6-2	Nebraska (7)
4/9	L	0-1	California (7)
4/9	W	1-0	California
4/10	W	9-1	California
4/11	W	8-2	California
4/14	W	7-2	@UH-Hilo
4/15	W	2-1	@UH-Hilo (7)
4/15	W	10-3	@UH-Hilo (7)
4/22	W	8-3	@San Francisco
4/22	W	7-2	@San Francisco (7)
4/24	T	1-1	@California (6)
4/26	W	7-4	@Santa Clara
4/28	L	2-3	@UNLV
4/29	L	5-6	@UNLV
4/29	L	3-4	@UNLV
5/2	W	3-0	Cal State LA (7)
5/2	W	6-5	Cal State LA
5/3	W	4-2	Cal State LA (7)
5/3	W	5-0	Cal State LA (7)
5/5	L	1-2	UH-Hilo
5/6	W	10-3	UH-Hilo (7)
5/6	W	19-2	UH-Hilo
5/20	W	3-2	Oregon (7)
5/20	W	9-1	Oregon
5/21	W	5-0	Oregon (7)
5/22	W	4-2	Oregon
5/23	W	4-3	Oregon (19)
1979 (69-15)			
Coach Les Murakami			
Date	Result	Score	Opponent
2/2	W	17-0	@UH-Hilo
2/2	W	11-1	@UH-Hilo
2/3	W	16-4	@UH-Hilo
2/3	W	14-2	@UH-Hilo
2/4	W	12-1	@UH-Hilo
2/4	W	22-2	@UH-Hilo
2/8	W	2-1	Oregon St. (7)
2/8	W	4-2	Oregon St.
2/10	W	14-13	Oregon St. (7)
2/11	W	4-3	Oregon St.
2/12	W	5-2	Oregon St.
2/13	W	6-2	Oregon St.
2/13	L	0-2	CSUDH (7)
2/17	W	5-0	CSUDH

2/18	W	6-5	CSUDH (8)
2/18	W	13-3	CSUDH (7)
2/21	W	17-1	David Lipscomb(7)
2/21	W	23-7	David Lipscomb
2/22	W	11-4	David Lipscomb(7)
2/22	W	13-5	David Lipscomb
2/25	W	4-3	Iowa St. (7)
3/25	W	15-3	Iowa St.
2/26	W	8-3	Iowa St. (7)
2/26	W	14-2	Iowa St. (8)
2/28	W	4-1	Iowa St. (7)
2/28	L	6-7	Iowa St.
3/2	W	15-2	Vanderbilt
3/3	W	7-5	Vanderbilt
3/4	W	4-3	Vanderbilt (7)
3/4	W	4-1	Vanderbilt
3/5	W	5-2	Vanderbilt (7)
3/5	W	9-0	Vanderbilt
3/8	W	5-2	North Carolina (7)
3/8	W	5-0	North Carolina
3/9	W	5-1	North Carolina
3/9	W	9-1	North Carolina (7)
3/10	W	16-4	North Carolina
3/9	W	9-1	North Carolina
3/18	W	8-7	Cornell (7)
3/18	W	14-0	Cornell (7)
3/18	W	11-4	Cornell
3/20	W	4-3	Cornell (7)
3/20	W	7-1	Cornell
Rainbow Easter Tournament			
3/25	W	6-4	UH-Hilo
3/25	W	2-1	Nebraska
3/26	W	5-4	Cal Poly-Pomona
3/27	W	5-3	Tokai (Exb.)
3/28	W	16-6	UH-Hilo
3/29	W	11-1	Nebraska
3/30	W	4-1	Cal Poly-Pomona
3/30	W	7-3	Tokai (Exb.)
4/2	W	7-6	Wyoming
4/3	W	5-1	Wyoming (7)
4/3	W	12-0	Wyoming
4/8	W	17-6	St. Mary's (CA)
4/9	W	4-3	St. Mary's (CA) (7)
4/9	W	5-3	St. Mary's (CA)
4/10	W	4-0	St. Mary's (CA) (7)
4/10	W	7-6	St. Mary's (CA)
4/13	W	6-5	Mississippi St.
4/14	W	9-8	Mississippi St. (8)
4/14	W	19-12	Mississippi St.
4/15	L	4-6	Mississippi St. (7)
4/15	L	6-7	Mississippi St.
4/17	W	10-0	Mississippi St.
4/22	L	4-12	@CS Fullerton
4/23	L	3-7	@Cal State LA
4/25	W	10-0	@Long Beach St.
4/26	L	1-5	@Cal Poly-Pomona
4/27	W	9-8	@Santa Clara (10)
4/30	W	10-8	@San Jose St. (11)
5/6	W	11-2	USC
5/7	L	8-9	USC (11)
5/8	L	11-13	USC
5/19	W	11-1	UNLV
5/20	L	0-1	UNLV (7)
5/20	L	3-14	UNLV
5/21	L	6-7	UNLV (7)
5/21	W	5-3	UNLV
Midwest Regional (Tucson, AZ)			
5/25	W	4-3	Indiana St.
5/26	L	2-10	@Arizona
5/27	W	12-8	Oklahoma
5/27	L	3-5	@Arizona



# ALL-TIME RESULTS

## 1980 (60-18, 19-5 WAC, 1st Div.)

Date	Result	Score	Opponent
Coach Les Murakami			
2/1	W	6-2	@UH-Hilo
2/2	W	8-5	@UH-Hilo (7)
2/2	W	15-1	@UH-Hilo
2/3	W	9-0	UH-Hilo (7)
2/3	W	7-3	UH-Hilo
2/9	W	10-3	UH-Hilo
2/10	W	7-1	UH-Hilo (7)
2/10	W	13-2	UH-Hilo
2/15	L	11-13	Arizona St. (7)
2/15	W	8-7	Arizona St.
2/16	W	8-6	Arizona St. (7)
2/16	W	13-12	Arizona St. (10)
2/17	L	7-8	Arizona St. (7)
2/17	W	4-2	Arizona St.
2/29	W	3-2	Oklahoma
3/1	L	1-2	Oklahoma (8)
3/1	W	11-1	Oklahoma
3/2	L	0-1	Oklahoma (7)
3/2	W	8-7	Oklahoma
3/3	L	5-6	Oklahoma
3/7	W	7-6	Murray St. (7)
3/7	W	16-7	Murray St.
3/8	W	6-0	Murray St. (7)
3/8	W	12-6	Murray St.
3/9	W	7-3	Murray St.
3/10	L	2-6	Wichita St.
3/12	L	1-6	Wichita St. (7)
3/12	L	8-9	Wichita St.
3/13	W	7-3	Wichita St.
3/18	W	9-0	Kearney St. (7)
3/18	W	11-0	Kearney St.
Rainbow Easter Tournament			
3/21	W	6-1	Cal State LA
3/22	W	8-3	Cal State LA
3/24	W	6-2	Missouri
3/25	W	5-3	Chuo (Exb.)
3/26	W	10-7	Cal Poly-Pomona
3/27	W	6-0	Cal Poly-Pomona
3/27	W	14-5	Chuo (Exb.)
3/28	L	2-10	Missouri
4/4	W	15-8	@UTEP (7)
4/4	W	10-6	@UTEP
4/5	W	12-8	@UTEP (7)
4/5	W	12-4	@UTEP
4/7	W	9-1	@Wichita St.
4/8	W	12-6	@Wichita St.
4/10	W	6-1	@New Mexico (7)
4/10	W	13-11	@New Mexico (8)
4/11	L	0-14	@New Mexico (7)
4/11	L	6-11	@New Mexico (6)
4/17	W	7-4	San Diego St.
4/18	W	11-4	San Diego St. (7)
4/19	W	6-5	San Diego St. (7)
4/19	W	7-4	San Diego St.
4/20	L	4-9	San Diego St.
4/24	W	9-4	UTEP
4/25	W	10-2	UTEP (7)
4/25	W	7-1	UTEP
4/26	W	9-0	UTEP (7)
4/26	W	7-6	UTEP (7)
4/27	L	1-10	UTEP
5/2	W	7-1	@San Diego St. (7)
5/2	L	2-3	@San Diego St.
5/3	L	5-8	@San Diego St. (7)
5/3	W	9-3	@San Diego St.
5/7	W	8-7	New Mexico
5/8	L	1-4	New Mexico (7)
5/8	W	11-10	New Mexico
5/9	W	9-0	New Mexico (7)
5/9	W	4-3	New Mexico (7)
5/10	W	4-2	New Mexico (7)
WAC Playoffs (Honolulu)			
5/16	W	9-2	BYU
5/17	W	7-0	BYU

## NCAA Central Regional (Austin, TX)

5/23	W	8-4	UT-Pan American
5/24	W	2-1	Louisiana Tech
5/25	W	7-3	@Texas
College World Series (Omaha, NE)			
5/30	W	7-6	Florida St.
6/1	W	7-6	St. John's
6/3	W	9-3	Miami
6/4	L	4-5	Arizona (11)
6/6	L	3-5	Arizona

## 1981 (50-16, 10-5 WAC, 2nd Div.)

Date	Result	Score	Opponent
Coach Les Murakami			
1/29	L	9-10	California
1/30	W	2-1	California (7)
1/30	L	7-8	California
1/31	L	3-6	California (7)
1/31	L	6-12	California
2/6	W	7-2	@UH-Hilo (7)
2/6	W	12-4	@UH-Hilo
2/7	W	6-0	@UH-Hilo (7)
2/7	W	9-0	@UH-Hilo
2/14	W	9-7	UH-Hilo (7)
2/14	W	16-15	UH-Hilo (10)
2/15	W	7-1	UH-Hilo (7)
2/15	W	4-1	UH-Hilo
2/28	W	6-5	Vanderbilt (10)
3/1	W	3-2	Vanderbilt (7)
3/1	W	5-1	Vanderbilt
3/2	W	4-0	Vanderbilt (7)
3/2	W	7-4	Vanderbilt (7)
3/6	W	4-3	Washington St. (7)
3/6	W	8-2	Washington St.
3/7	W	6-1	Washington St. (7)
3/7	W	8-6	Washington St.
3/8	W	8-7	Washington St.
3/18	L	3-9	Tulane (7)
3/18	W	6-2	Tulane (7)
3/19	W	9-4	Tulane
3/20	W	10-0	Tulane

## Rainbow Easter Tournament

3/22	W	6-0	Santa Clara
3/22	W	5-2	Nebraska
3/23	W	6-5	CSUN (12)
3/24	W	7-0	Nittaidai (Exb.)
3/25	W	10-2	Santa Clara
3/26	W	6-4	Nebraska
3/27	W	10-7	CSUN
3/27	W	2-1	Nittaidai (Exb.)
4/2	L	2-4	San Jose St.
4/3	W	6-0	San Jose St. (7)
4/3	W	5-1	San Jose St.
4/4	W	6-5	San Jose St.
4/4	W	11-1	San Jose St.
4/9	L	5-10	@New Mexico
4/10	W	4-0	@New Mexico (7)
4/10	W	18-8	@New Mexico
4/11	W	10-2	@New Mexico (7)
4/11	W	19-11	@New Mexico
4/12	L	6-10	Wichita St.
4/13	W	18-12	Wichita St.
4/16	W	6-3	UTEP
4/17	W	5-0	UTEP (7)
4/17	W	8-1	UTEP
4/18	W	5-2	UTEP (7)
4/18	W	8-2	UTEP
4/23	L	9-10	@San Diego St.
4/24	W	9-6	@San Diego St. (7)
4/24	L	8-9	@San Diego St.(13)
4/25	L	5-6	@San Diego St. (7)
4/25	L	0-8	@San Diego St.
WAC Southern Division Playoffs (Best-of-5, Honolulu)			
4/30	W	10-7	San Diego St.
5/1	L	8-9	San Diego St.
5/1	W	3-1	San Diego St.
5/2	L	1-6	San Diego St.

5/2	W	6-5	San Diego St.
5/8	W	9-5	Nevada (7)
5/8	W	4-0	Nevada
5/9	W	5-0	Nevada (7)
5/9	W	12-1	Nevada

## WAC Playoffs (Provo, UT)

5/18	L	4-11	@BYU (7)
5/18	L	1-3	@BYU

## 1982 (59-17, 17-7 WAC, 1st Div.)

Date	Result	Score	Opponent
Coach Les Murakami			
2/5	W	14-4	@UH-Hilo (7)
2/5	W	17-5	@UH-Hilo
2/6	W	7-1	@UH-Hilo (7)
2/6	W	9-3	@UH-Hilo
2/8	W	10-7	USC
2/9	W	4-3	USC (7)
2/9	W	8-5	USC
2/19	W	3-1	UH-Hilo
2/20	W	5-2	UH-Hilo (7)
2/20	W	10-1	UH-Hilo
2/21	W	13-5	UH-Hilo
3/1	L	1-2	Arizona St. (11)
3/2	W	4-0	Arizona St. (7)
3/2	L	4-6	Arizona St.
3/3	L	3-5	Arizona St.
3/6	L	2-9	Oklahoma (7)
3/6	W	7-3	Oklahoma
3/7	W	4-0	Oklahoma (7)
3/7	L	4-14	Oklahoma
3/9	L	0-4	Oklahoma
3/11	W	13-8	Creighton (5)
3/13	W	11-3	Creighton (7)
3/13	W	5-3	Creighton
3/14	W	7-2	Creighton (7)
3/25	W	10-9	CS Fullerton
3/26	W	8-5	CS Fullerton (7)
3/26	L	7-10	CS Fullerton
3/27	W	2-1	CS Fullerton
3/31	W	14-5	US International
3/31	W	9-0	US International
4/1	W	12-8	US International
4/2	W	1-0	US Int'l (7)
4/2	W	8-0	US Int'l (7)
4/3	W	10-3	Pacific Lutheran (7)
4/3	L	1-2	Pacific Lutheran
4/3	W	9-2	Pacific Lutheran
4/5	W	7-0	St. Mary's(MN) (7)
4/5	W	8-0	St. Mary's(MN)
4/6	W	9-2	St. Mary's(MN) (7)
4/6	W	6-1	St. Mary's(MN)
4/9	W	10-9	San Diego St.
4/10	W	3-2	San Diego St. (7)
4/10	L	5-6	San Diego St.
4/11	W	7-1	San Diego St.
4/16	W	6-0	@UTEP (7)
4/16	W	15-5	@UTEP
4/17	L	1-10	@UTEP (7)
4/17	W	19-0	@UTEP (7)
4/19	L	5-6	@New Mexico (7)
4/19	L	9-17	@New Mexico (8)
4/20	L	4-8	@New Mexico (7)
4/20	L	8-10	@New Mexico
4/22	W	16-11	@Santa Clara
4/23	W	8-3	@Pacific
4/26	W	4-1	UTEP
4/27	W	3-2	UTEP (8)
4/27	W	3-1	UTEP (7)
4/28	W	8-6	UTEP
4/30	W	7-3	New Mexico
5/1	W	5-4	New Mexico (7)
5/1	W	3-2	New Mexico (12)
5/2	W	12-9	New Mexico
5/7	W	17-5	@San Diego St.
5/8	W	12-2	@San Diego St. (7)
5/8	L	2-5	@San Diego St.
5/9	W	3-0	@San Diego St.

5/13	W	12-0	UNLV
5/14	W	5-0	UNLV (7)
5/14	W	19-0	UNLV
5/15	W	7-1	UNLV (7)
5/15	W	8-1	UNLV

## WAC Tournament (Honolulu, O'ahu)

5/20	W	6-0	Utah
5/21	W	12-4	San Diego St.
5/22	W	12-5	San Diego St.

## NCAA West Regional (Fresno, Calif.)

5/27	L	5-10	Stanford
5/28	L	9-13	Pepperdine

## 1983 (47-20, 17-7 WAC, 2nd Div.)

Date	Result	Score	Opponent
Coach Les Murakami			
2/3	W	11-4	Hawai'i Pacific
2/5	W	4-0	Hawai'i Pacific (7)
2/5	W	14-1	Hawai'i Pacific
2/7	W	5-1	Hawai'i Pacific
2/11	W	5-3	@UH-Hilo
2/12	L	0-1	@UH-Hilo (7)
2/12	W	6-2	@UH-Hilo
2/19	W	3-2	UH-Hilo (7)
2/19	W	8-3	UH-Hilo
2/20	W	11-5	UH-Hilo
2/24	W	9-7	Arizona
2/25	W	3-1	Arizona (7)
2/25	W	14-10	Arizona
2/26	W	13-5	Arizona
3/5	W	15-1	Kearney St. (7)
3/5	W	14-1	Kearney St.
3/6	W	9-0	Kearney St. (7)
3/6	W	14-7	Kearney St.
3/11	L	8-10	Fresno St. (10)
3/11	L	2-3	Fresno St. (7)
3/12	L	3-5	Fresno St.
3/13	W	6-1	Fresno St.
3/17	W	12-9	Wichita St.
3/18	L	6-11	Wichita St.
Rainbow Easter Tournament			
3/20	W	14-0	Nagoya (Exb.) (7)
3/20	W	15-3	Iowa (7)
3/21	L	6-8	Cal Poly-Pomona
3/22	W	11-2	Wichita St.
3/23	W	8-0	Nagoya (Exb.)
3/24	W	13-5	Cal Poly-Pomona
3/25	L	4-5	Iowa
3/25	L	6-7	Wichita St.
3/31	W	22-2	Cornell
4/1	W	18-2	Cornell (5)
4/1	W	16-7	Cornell
4/2	W	6-0	Cornell
4/8	L	1-10	@San Diego St.
4/9	L	7-8	@San Diego St. (7)
4/9	W	4-2	@San Diego St.
4/10	L	2-5	@San Diego St.
4/11	W	16-15	@San Diego
4/14	W	14-1	New Mexico
4/15	W	2-1	New Mexico (7)
4/15	W	7-0	New Mexico
4/16	W	2-0	New Mexico (5)
4/18	W	8-7	UTEP (10)
4/19	W	12-8	UTEP (7)
4/19	W	9-8	UTEP
4/20	W	6-2	UTEP
4/26	W	4-2	@New Mexico (7)
4/26	W	16-15	@New Mexico
4/27	L	3-6	@New Mexico (7)
4/27	W	17-5	@New Mexico (8)
4/29	L	6-9	@UTEP (7)
4/29	W	12-10	@UTEP
4/30	W	11-7	@UTEP (7)
4/30	W	19-12	@UTEP
5/1	L	3-14	@UNLV
5/2	L	6-12	@UNLV
5/6	W	18-8	San Diego St.

5/7	W	9-5	San Diego St. (7)
5/7	L	5-12	San Diego St.
5/8	L	2-4	San Diego St.
5/14	L	6-7	Arizona St.
5/15	W	15-5	Arizona St.
5/16	W	5-3	Arizona St.
WAC Tournament (Provo, Utah)			
5/19	L	5-7	BYU
5/20	W	6-4	Wyoming
5/20	L	11-1	Wyoming

1984 (48-22-1, 18-6 WAC, 1st Div.)

Coach Les Murakami			
Date	Result	Score	Opponent
2/4	W	6-5	Hawai'i Pacific (8)
2/4	W	16-13	Hawai'i Pacific
2/5	W	11-6	Hawai'i Pacific
2/5	W	12-4	Hawai'i Pacific
2/10	W	7-0	@UH-Hilo (7)
2/10	W	9-4	@UH-Hilo
2/11	L	4-9	@UH-Hilo (7)
2/11	W	15-5	@UH-Hilo
2/17	L	3-5	USC
2/18	L	5-13	USC (7)
2/18	W	11-8	USC (7)
2/19	L	4-7	USC
2/24	L	2-6	Stanford (7)
2/24	W	8-4	Stanford
2/25	W	6-5	Stanford
2/26	T	13-13	Stanford (10)
2/28	W	9-8	Portland St.
2/29	L	7-8	Portland St.
3/2	W	4-3	Arizona St.
3/3	W	8-3	Arizona St. (7)
3/3	L	7-13	Arizona St.
3/4	L	4-5	Arizona St.
3/9	W	5-1	LMU
3/10	W	3-2	LMU
3/10	W	15-5	LMU (7)
3/11	W	11-9	LMU
3/15	W	11-3	Nebraska
3/16	W	2-1	Nebraska (7)
3/16	W	10-4	Nebraska
3/17	L	1-12	Nebraska
3/19	W	16-1	Concordia (7)

Rainbow Easter Tournament

3/25	W	5-1	Waseda (Exb.)
3/26	L	4-5	UH-Hilo
3/27	L	3-4	Lewis-Clark St.
3/28	W	11-6	Waseda (Exb.)
3/29	L	0-5	UH-Hilo
3/30	W	4-2	Lewis-Clark St.

4/6	W	13-4	San Diego St.
4/7	W	11-5	San Diego St. (7)
4/7	W	10-0	San Diego St. (8)
4/8	W	3-1	San Diego St.
4/13	W	9-2	@New Mexico (7)
4/13	W	14-10	@New Mexico
4/14	L	9-10	@New Mexico
4/14	W	14-10	@New Mexico
4/16	W	16-12	@UTEP (7)
4/16	W	8-6	@UTEP
4/17	L	3-5	@UTEP (7)
4/17	W	15-8	@UTEP
4/23	W	3-0	New Mexico
4/24	W	4-2	New Mexico (7)
4/24	W	8-2	New Mexico
4/25	W	11-8	New Mexico
4/27	W	2-0	UTEP
4/28	W	9-3	UTEP (7)
4/28	W	14-4	UTEP (7)
4/29	W	1-0	UTEP
5/4	L	0-9	@San Diego St.
5/5	L	3-5	@San Diego St. (7)
5/5	L	10-11	@San Diego St.
5/6	L	8-9	@San Diego St.
5/7	L	2-13	@USC
5/11	W	17-2	San Jose St.

5/12	W	11-1	San Jose St. (7)
5/12	W	10-9	San Jose St.
5/13	W	24-2	San Jose St.
WAC Tournament (Honolulu, O'ahu)			
5/17	W	17-4	Utah
5/18	W	10-6	BYU
5/19	L	6-8	San Diego St.
5/19	W	5-4	San Diego St.
NCAA West Regional (Tempe, Ariz.)			
5/25	W	10-7	Stanford (10)
5/26	L	11-15	@Arizona St.
5/27	L	7-11	Stanford

1985 (56-31, 15-9 WAC, 2nd Div.)

Coach Les Murakami			
Date	Result	Score	Opponent
2/1	W	10-4	UH-Hilo (7)
2/1	W	10-4	UH-Hilo
2/2	W	7-2	UH-Hilo (7)
2/2	W	6-4	UH-Hilo
2/7	W	9-7	UCLA
2/8	L	3-10	UCLA
2/9	W	6-5	UCLA (11)
2/10	W	7-2	UCLA (Maui)
2/15	L	1-11	California (7)
2/16	W	4-3	California
2/16	W	9-8	California
2/17	L	7-15	California
2/19	L	5-6	Hawai'i Pacific (7)
2/19	W	3-2	Hawai'i Pacific
2/22	W	6-2	Fresno St.
2/23	W	8-7	Fresno St. (7)
2/23	L	3-9	Fresno St.
2/24	W	12-7	Fresno St.
2/26	L	3-5	Portland St.
2/27	W	7-6	Portland St.
3/1	W	9-8	USC
3/2	W	8-3	USC (7)
3/2	L	10-12	USC
3/3	L	3-5	USC
3/5	W	11-0	Hawai'i Pacific (7)
3/5	W	5-4	Hawai'i Pacific
3/8	W	4-3	Washington St. (10)
3/9	W	7-1	Washington St. (7)
3/9	W	8-3	Washington St.
3/10	L	2-7	Washington St.
3/12	W	10-7	Shippensburg
3/15	W	5-0	Murray St.
3/16	W	6-5	Murray St. (7)
3/16	W	27-12	Murray St.
3/17	W	10-2	Murray St.
3/19	L	3-4	Cal Poly-Pomona
3/20	W	14-2	Cal Poly-Pomona
3/21	W	5-4	Cal Poly-Pomona (10)

Rainbow Easter Tournament

3/23	W	6-1	BYU
3/24	L	8-12	Wichita St.
3/25	L	7-9	CSUN
3/26	L	2-4	Lewis-Clark St.
3/26	W	3-0	CSUN
3/27	W	16-6	BYU
3/28	L	7-8	Wichita St.
3/29	W	3-2	Lewis-Clark St.
4/3	L	4-5	@Cal Poly-Pomona
4/4	L	6-7	@UC Santa Barbara
4/6	W	6-1	@San Diego St. (7)
4/6	W	4-2	@San Diego St.
4/7	W	5-3	@San Diego St. (7)
4/7	L	0-7	@San Diego St.
4/9	L	1-8	Mississippi St.
4/10	W	4-3	Mississippi St.
4/11	L	2-6	New Mexico
4/12	L	5-8	New Mexico (7)
4/12	L	3-8	New Mexico
4/13	W	9-1	New Mexico
4/15	W	10-3	UTEP
4/16	W	9-3	UTEP (7)

4/16	W	15-2	UTEP (7)
4/17	W	6-3	UTEP
4/18	W	4-3	UH-Hilo (7)
4/19	W	6-2	UH-Hilo (7)
4/19	L	2-6	UH-Hilo (7)
4/23	L	6-7	@New Mexico (7)
4/23	L	1-11	@New Mexico
4/24	L	5-7	@New Mexico (7)
4/24	L	8-11	@New Mexico
4/26	L	14-15	@UTEP (7)
4/26	W	15-11	@UTEP (10)
4/27	W	12-4	@UTEP (7)
4/27	W	11-6	@UTEP
4/29	L	5-9	@San Francisco
4/30	L	4-11	@California
5/3	W	3-2	San Diego St. (11)
5/4	W	9-2	San Diego St.
5/4	W	6-1	San Diego St.
5/5	W	4-0	San Diego St.
5/9	W	3-2	Pepperdine
5/10	W	10-4	Pepperdine
5/11	W	9-2	Pepperdine
WAC Tournament (Provo, Utah)			
5/16	L	5-6	@BYU
5/17	W	12-11	New Mexico
5/18	W	26-7	Utah
5/19	W	21-14	@BYU
5/19	L	4-6	@BYU

1986 (43-24, 15-9 WAC, 2nd Div.)

Coach Les Murakami			
Date	Result	Score	Opponent
2/1	W	10-1	@UH-Hilo
2/1	W	7-3	@UH-Hilo
2/7	W	6-5	Arizona St.
2/8	L	7-8	Arizona St.
2/9	W	11-1	Arizona St.
2/14	L	2-8	Stanford
2/15	L	8-9	Stanford
2/16	W	10-1	Stanford
2/21	L	8-11	Arizona
2/22	W	9-5	Arizona
2/23	L	2-7	Arizona
2/25	L	1-6	Portland St.
2/26	W	3-2	Portland St.
2/28	W	6-2	UC Santa Barbara
3/1	W	3-2	UC Santa Barbara
3/2	W	7-4	UC Santa Barbara
3/7	W	6-4	Purdue
3/8	W	18-4	Purdue
3/9	W	9-2	Purdue
3/14	W	14-4	Texas A&M
3/15	L	3-4	Texas A&M
3/16	W	7-6	Texas A&M
3/18	W	13-3	Iona
3/19	W	19-0	Iona

Rainbow Easter Tournament

3/21	W	9-1	Hawai'i Pacific
3/21	W	11-2	Waseda (Exb.)
3/22	W	6-2	Georgia Tech
3/23	W	14-13	Santa Clara
3/24	W	18-4	CS Sacramento (7)
3/25	W	8-4	Waseda (Exb.)
3/25	L	0-1	Hawai'i Pacific
3/26	L	2-4	CS Sacramento
3/27	L	2-9	Georgia Tech
3/28	L	3-4	Santa Clara
4/5	W	7-6	San Diego St.
4/6	W	10-0	San Diego St. (7)
4/6	W	12-2	San Diego St. (7)
4/7	W	10-6	San Diego St.
4/11	W	9-4	@Utah (7)
4/11	W	11-1	@Utah (7)
4/12	L	5-6	@Utah (7)
4/12	L	6-7	@Utah
4/14	W	16-3	@BYU (7)
4/14	L	7-10	@BYU
4/15	L	1-8	@BYU (7)

4/15	W	13-10	@BYU
4/21	W	5-4	BYU
4/22	W	7-4	BYU (7)
4/22	L	4-5	BYU
4/23	W	6-3	BYU
4/25	W	6-1	Utah
4/26	W	3-2	Utah
4/26	W	4-2	Utah
4/27	W	13-7	Utah
5/2	L	7-8	@San Diego St.
5/3	L	2-4	@San Diego St. (7)
5/3	L	1-7	@San Diego St.
5/4	L	2-5	@San Diego St.
WAC Tournament (San Diego, Calif.)			
5/8	W	12-2	Wyoming
5/9	L	1-2	@San Diego St.
5/9	W	14-7	Wyoming
5/10	W	10-3	@San Diego St.
5/10	L	2-9	@San Diego St.
5/17	W	12-11	USC
5/18	W	5-3	USC
NCAA West Regional (Los Angeles, Calif.)			
5/22	W	6-3	@UCLA
5/23	W	8-6	UC Santa Barbara
5/24	L	6-10	LMU
5/25	L	5-12	LMU

1987 (45-19, 21-2 WAC, 1st West)

Coach Les Murakami			
Date	Result	Score	Opponent
1/31	W	5-3	@UH-Hilo
1/31	W	13-4	@UH-Hilo
2/6	L	4-8	USC
2/7	L	4-5	USC
2/8	W	3-1	USC
2/14	W	5-4	UCLA (10)
2/15	L	6-9	UCLA
2/16	L	3-11	UCLA
2/16	W	8-7	UCLA (10)
2/20	L	6-8	Fresno St.
2/21	W	10-3	Fresno St.
2/22	W	5-4	Fresno St.
2/27	W	8-4	Arkansas
2/28	W	6-5	Arkansas (10)
3/1	L	7-9	Arkansas (10)
3/2	L	4-7	Arkansas
3/5	W	4-3	BYU (10)
3/6	W	13-3	BYU
3/7	L	6-9	BYU
3/13	W	3-1	Arizona St.
3/14	L	5-9	Arizona St. (11)
3/15	L	1-7	Arizona St.
Rainbow Easter Tournament			
3/20	L	4-6	Portland St.
3/21	W	1-0	Cal Poly-Pomona
3/21	W	13-2	Cornell (7)
3/22	L	0-2	Wichita St.
3/23	W	6-5	UH-Hilo
3/24	L	3-6	Cal Poly-Pomona
3/25	W	6-1	Portland St.
3/26	W	14-13	UH-Hilo
3/26	W	15-1	Cornell (7)
3/27	L	6-8	Wichita St.
4/3	L	6-9	@Chapman
4/4	W	5-3	@San Diego St. (7)
4/4	W	5-3	@San Diego St.
4/5	W	4-3	@San Diego St. (7)
4/5	L	3-4	@San Diego St.
4/9	W	3-1	Colorado St.
4/10	W	3-1	Colorado St. (7)
4/10	W	10-4	Colorado St.
4/11	W	15-0	Colorado St.
4/13	W	4-3	Wyoming (11)
4/14	W	5-0	Wyoming (7)
4/14	W	8-7	Wyoming
4/15	W	8-2	Wyoming
4/18	W	9-0	Hawai'i Pacific
4/19	W	3-2	Hawai'i Pacific



# ALL-TIME RESULTS

4/23	W	3-1	San Diego St.
4/24	W	6-5	San Diego St. (10)
4/24	W	9-0	San Diego St. (7)
4/26	W	13-6	San Diego St.
4/29	W	12-2	@Colorado St. (7)
4/29	W	30-5	@Colorado St. (7)
4/30	W	28-7	@Colorado St. (7)
4/30	W	17-8	@Colorado St.
5/1	L	9-10	@Wyoming
5/2	W	13-9	@Wyoming (7)
5/2	W	25-15	@Wyoming
WAC Tournament (Provo, Utah)			
5/7	W	6-3	New Mexico
5/8	W	17-10	San Diego St.
5/9	W	6-5	@BYU

### 1988 (40-21-1, 21-6-1 WAC, 3rd)

Coach Les Murakami			
Date	Result	Score	Opponent
1/30	W	20-6	@UH-Hilo
2/5	W	9-2	San Jose St.
2/6	W	6-1	San Jose St.
2/7	W	16-2	San Jose St.
2/12	L	0-5	Stanford
2/13	W	5-4	Stanford (10)
2/14	W	4-3	Stanford (14)
2/19	W	8-7	California (10)
2/20	L	1-9	California
2/21	L	3-4	California
2/26	L	7-8	LMU
2/27	L	6-9	LMU (14)
2/28	W	8-2	LMU
3/4	W	10-1	UC Santa Barbara
3/5	W	7-3	UC Santa Barbara
3/6	W	8-4	UC Santa Barbara
3/11	L	3-11	Arizona St.
3/12	L	4-6	Arizona St.
3/13	L	1-4	Arizona St.
3/15	W	8-4	Murray St.
3/16	W	22-1	Murray St.
3/17	L	3-8	Murray St.

### Rainbow Easter Tournament

3/19	W	1-0	Portland St.
3/20	L	5-11	Lewis-Clark St.
3/21	W	12-2	Hawai'i Pacific (7)
3/21	W	15-5	Washington (8)
3/22	L	1-9	Nebraska
3/23	L	0-1	Lewis-Clark St.
3/24	W	5-3	Washington (10)
3/25	W	17-11	Portland St. (8)
3/25	W	6-5	Hawai'i Pacific
3/26	L	6-12	Nebraska
4/1	W	5-0	Wyoming
4/2	W	11-10	Wyoming (8)
4/2	W	11-6	Wyoming
4/3	W	4-1	Wyoming
4/8	W	14-9	@New Mexico (7)
4/8	W	19-4	@New Mexico
4/9	L	4-14	@New Mexico (7)
4/9	W	9-2	@New Mexico
4/15	W	4-0	Utah
4/16	W	4-3	Utah (7)
4/16	W	11-2	Utah
4/17	W	8-7	Utah (10)
4/22	W	11-2	Air Force
4/23	W	8-1	Air Force (7)
4/23	W	7-0	Air Force
4/24	W	8-1	Air Force
4/30	W	18-12	@Colorado St. (8)
4/30	W	13-10	@Colorado St.
5/1	W	6-1	@Colorado St. (7)
5/1	W	21-6	@Colorado St.
5/6	W	18-14	@BYU (7)
5/6	L	1-11	@BYU
5/7	L	5-14	@BYU (7)

5/7	T	10-10	@BYU
5/13	L	4-5	San Diego St.
5/14	L	3-6	San Diego St. (7)
5/14	W	12-4	San Diego St.
5/15	L	2-6	San Diego St.
WAC Tournament (Honolulu, O'ahu)			
5/19	L	1-2	BYU
5/20	L	7-8	San Diego St.

### 1989 (40-27, 18-10, 3rd)

Coach Les Murakami			
Date	Result	Score	Opponent
2/3	W	11-0	UNLV
2/4	W	14-3	UNLV
2/5	L	3-4	UNLV
2/10	L	4-20	Santa Clara
2/11	W	10-9	Santa Clara
2/12	W	7-3	Santa Clara
2/17	W	7-6	USC
2/18	L	5-8	USC
2/19	L	10-12	USC
2/24	L	5-8	Fresno St.
2/25	L	1-3	Fresno St.
2/26	L	5-6	Fresno St.
3/3	W	3-2	Indiana St.
3/4	W	4-1	Indiana St.
3/5	L	3-6	Indiana St.
3/10	W	11-5	Kansas
3/11	W	9-1	Kansas
3/12	W	11-5	Kansas
3/16	W	4-0	BYU
3/17	L	3-15	BYU (7)
3/17	L	7-8	BYU (7)
3/18	W	11-4	BYU
3/20	L	6-8	Mississippi St.
3/21	L	4-10	Mississippi St.
3/22	W	10-7	Mississippi St.

### Rainbow Easter Tournament

3/24	W	9-6	Portland St.
3/25	W	6-2	Fordham
3/26	W	7-2	Wichita St.
3/27	L	5-7	Lewis-Clark St.
3/27	W	5-1	Portland St.
3/28	L	4-5	UH-Hilo
3/29	L	3-4	Wichita St.
3/30	W	4-3	UH-Hilo
3/31	L	4-7	Lewis-Clark St.
4/1	W	11-6	Fordham
4/7	L	2-9	@Air Force (7)
4/7	L	17-18	@Air Force (7)
4/8	W	14-7	@Air Force (7)
4/8	L	7-10	@Air Force (7)
4/11	W	4-1	@Wyoming (7)
4/11	W	15-11	@Wyoming (7)
4/12	W	3-2	@Wyoming (7)
4/12	W	10-4	@Wyoming (7)
4/15	W	21-0	Colorado St.
4/16	W	8-2	Colorado St. (7)
4/16	W	2-1	Colorado St. (7)
4/17	W	9-2	Colorado St.
4/21	W	22-2	New Mexico
4/22	W	6-2	New Mexico (7)
4/22	W	22-1	New Mexico (7)
4/23	W	14-4	New Mexico
4/28	W	10-8	Hawai'i Pacific
5/5	W	17-8	@Utah (8)
5/5	W	6-4	@Utah (7)
5/6	L	4-7	@Utah (7)
5/6	L	3-4	@Utah (7)
5/14	W	9-3	@San Diego St. (7)
5/14	L	3-4	@San Diego St. (8)
5/15	L	1-12	@San Diego St. (7)
5/15	L	1-5	@San Diego St. (7)
WAC Tournament (Honolulu, O'ahu)			
5/18	W	6-5	San Diego St.
5/19	L	3-5	BYU
5/19	W	10-9	San Diego St.
5/20	W	3-1	BYU
5/20	W	8-2	BYU

### NCAA West I Regional (Tucson, Ariz.)

5/26	L	7-14	Long Beach St.
5/27	L	3-17	Arizona

### 1990 (37-24-1, 17-10-1 WAC, 4th)

Coach Les Murakami			
Date	Result	Score	Opponent
2/2	L	2-3	UCLA
2/3	W	7-1	UCLA
2/4	L	0-7	UCLA
2/9	L	6-12	Stanford
2/10	L	2-11	Stanford
2/11	L	2-8	Stanford
2/16	L	3-8	California
2/17	L	4-6	California (14)
2/18	W	5-4	California
2/23	W	6-0	Notre Dame
2/24	W	12-7	Notre Dame
3/1	W	9-5	Nebraska
3/2	W	4-2	Nebraska
3/3	W	9-2	Nebraska
3/4	W	9-2	Nebraska
3/9	W	10-8	Maine
3/10	W	8-7	Maine (10)
3/11	L	3-10	Maine
3/16	W	3-0	UH-Hilo
3/21	L	2-3	Arizona St.
3/22	L	1-7	Arizona St.
3/23	L	3-15	Arizona St.

### Rainbow Easter Tournament

3/24	W	9-8	Iona (11)
3/29	W	7-5	Iona
3/30	W	6-1	Oklahoma St.
3/31	W	6-4	Wright St.
4/6	L	3-9	@BYU (7)
4/6	L	9-10	@BYU (8)
4/7	L	4-8	@BYU (7)
4/7	T	10-10	@BYU (7)
4/10	W	7-2	@Utah (7)
4/10	W	7-5	@Utah (7)
4/11	L	3-4	@Utah (7)
4/11	W	8-3	@Utah (7)
4/14	W	6-4	Colorado St.
4/15	W	7-3	Colorado St. (7)
4/15	W	4-0	Colorado St. (7)
4/16	W	5-3	Colorado St.
4/20	L	2-7	San Diego St.
4/21	W	3-2	San Diego St. (7)
4/21	L	0-7	San Diego St. (7)
4/22	W	6-2	San Diego St.
4/27	W	9-0	Air Force
4/28	L	5-6	Air Force (7)
4/28	W	9-1	Air Force (7)
4/29	W	9-4	Air Force
5/3	W	7-5	@Wyoming
5/4	L	4-13	@Wyoming (8)
5/4	L	7-8	@Wyoming (7)
5/5	L	0-5	@Wyoming
5/12	W	7-2	New Mexico (7)
5/12	W	4-3	New Mexico (7)
5/13	W	3-0	New Mexico
5/14	W	2-0	New Mexico
WAC Tournament (Honolulu, O'ahu)			
5/17	L	4-5	San Diego St. (11)
5/18	L	2-8	Wyoming

### 1991 (51-18, 22-5 WAC, 1st)

Coach Les Murakami			
Date	Result	Score	Opponent
2/1	L	5-8	Washington
2/2	W	6-5	Washington
2/3	W	6-3	Washington
2/7	W	15-7	BYU
2/8	W	7-4	BYU (7)
2/8	W	3-1	BYU (7)
2/9	W	12-3	BYU
2/15	W	6-3	USC
2/16	L	4-8	USC
2/17	W	4-2	USC
2/22	W	9-8	Fresno St.
2/23	W	5-4	Fresno St.
2/24	L	8-17	Fresno St.
3/1	W	9-3	Arkansas
3/2	L	9-17	Arkansas
3/3	W	2-1	Arkansas
3/8	W	14-7	Murray St.
3/9	W	10-1	Murray St.
3/10	W	5-0	Murray St.
3/15	W	6-4	Arizona St.
3/16	W	9-8	Arizona St.
3/17	W	7-3	Arizona St.
Rainbow Easter Tournament			
3/22	W	6-5	Wichita St.
3/23	W	6-0	Davidson (7)
3/24	W	7-6	CS Sacramento (12)
3/25	L	8-9	Washington St.
3/26	W	7-4	Portland St.
3/27	W	10-0	Lewis-Clark St. (8)
3/28	W	10-7	UH-Hilo
3/29	W	7-2	Washington St.
3/30	L	2-5	Wichita St.
4/3	W	9-7	@Colorado St. (7)
4/3	W	14-9	@Colorado St. (7)
4/4	L	0-11	@Colorado St. (7)
4/4	W	10-3	@Colorado St. (7)
4/7	W	3-0	@Air Force (8)
4/7	W	14-13	@Air Force (7)
4/8	W	12-11	@Air Force
4/12	W	5-2	Wyoming
4/13	W	5-0	Wyoming (7)
4/13	W	3-2	Wyoming (7)
4/14	W	3-1	Wyoming
4/18	W	13-6	Grand Canyon
4/19	W	11-4	Grand Canyon
4/20	L	3-5	Grand Canyon
4/21	W	7-5	Grand Canyon
4/26	W	12-8	@New Mexico (7)
4/26	L	2-10	@New Mexico (7)
4/27	W	17-15	@New Mexico (7)
4/27	L	6-11	@New Mexico (7)
4/29	L	1-8	@California
4/30	L	4-10	@USC
5/3	W	5-0	@San Diego St. (7)
5/3	L	0-4	@San Diego St. (7)
5/4	W	11-9	@San Diego St. (7)
5/4	L	4-5	@San Diego St. (7)
5/10	W	5-0	Utah
5/11	W	2-0	Utah (7)
5/11	W	4-0	Utah (7)
5/12	W	11-9	Utah
WAC Tournament (Honolulu, O'ahu)			
5/16	W	7-6	Wyoming
5/17	W	12-9	BYU
5/18	L	4-6	San Diego St.
5/18	L	2-7	San Diego St. (10)

### NCAA West I Regional (Los Angeles, CA)

5/24	L	3-5	Minnesota
5/25	W	7-3	Middle Tenn St.
5/26	W	12-5	Minnesota
5/26	W	7-3	USC
5/27	L	8-15	Creighton

1992 (49-14, 20-6 WAC, 1st)				1993 (34-25, 11-13 WAC, 4th)				1994 (28-28, 8-16 WAC, 5th)				1995 (30-24, 12-17 WAC, 6th West)				
Coach Les Murakami				Coach Les Murakami				Coach Les Murakami				Coach Les Murakami				
Date	Result	Score	Opponent	Date	Result	Score	Opponent	Date	Result	Score	Opponent	Date	Result	Score	Opponent	
1/31	W	7-6	Arizona	1/26	W	9-7	@UH-Hilo	1/23	W	7-3	@UH-Hilo	1/20	L	1-5	UCLA	
2/1	L	0-7	Arizona	1/28	W	9-4	Arizona St.	1/27	W	9-8	California	1/21	W	9-8	UCLA (12)	
2/2	W	6-3	Arizona	1/29	L	6-22	Arizona St.	1/28	W	9-8	California (10)	1/22	L	2-9	UCLA	
2/7	W	11-10	UCLA	1/30	L	2-4	Arizona St.	1/29	W	6-3	California	1/27	W	4-2	Portland St.	
2/8	L	0-1	UCLA	1/31	L	4-10	Arizona St.	1/30	W	10-3	California	1/28	W	4-2	Portland St.	
2/9	W	6-5	UCLA	2/5	W	9-4	USC	2/3	L	3-11	Florida St.	1/29	W	5-0	Portland St.	
2/14	L	2-5	California	2/6	W	3-0	USC	2/4	L	4-6	Florida St.	2/3	W	3-1	San Jose St.	
2/15	W	7-0	California	2/7	W	11-4	USC	2/5	W	6-1	Florida St.	2/4	W	5-0	San Jose St.	
2/16	W	13-6	California	2/12	W	21-6	California	2/6	L	3-9	Florida St.	2/5	W	5-1	San Jose St.	
2/21	L	4-16	Stanford	2/13	L	2-3	California (13)	2/11	W	14-8	LMU	2/9	W	9-2	BYU	
2/22	L	2-3	Stanford	2/14	L	8-9	California	2/12	W	4-3	LMU	2/10	W	6-0	BYU	
2/23	W	4-0	Stanford	2/15	W	9-5	California	2/13	L	6-7	LMU	2/11	W	5-1	BYU	
2/28	W	9-8	CS Sacramento (11)	2/19	W	16-6	Washington	2/18	W	6-3	Stanford	2/12	W	15-5	UH-Hilo (Maui)	
2/29	W	8-4	CS Sacramento	2/20	L	1-3	Washington	2/19	L	5-7	Stanford	2/17	W	3-2	California	
3/1	W	16-1	CS Sacramento	2/21	W	7-4	Washington	2/20	L	7-11	Stanford	2/18	L	7-11	Washington	
3/6	W	12-0	Washington	2/26	W	9-2	Santa Clara	2/25	W	6-4	UCLA	2/19	W	4-2	California	
3/7	W	11-3	Washington	2/27	L	8-9	Santa Clara	2/26	W	9-8	UCLA (10)	2/20	L	1-3	@UH-Hilo	
3/8	W	10-2	Washington	2/28	L	3-9	Santa Clara	2/27	W	8-7	UCLA	2/24	L	2-6	USC	
3/13	W	6-2	Portland St.	3/2	W	7-6	Fresno St.	3/3	W	5-2	Washington St.	2/25	W	3-2	USC (12)	
3/14	W	6-4	Portland St.	3/3	L	6-8	Fresno St.	3/4	L	1-9	Washington St.	2/26	W	4-1	USC	
3/21	W	11-9	Cal Poly-Pomona	3/4	W	5-4	Fresno St.	3/5	W	7-1	Washington St.	3/6	L	6-7	@Cal Poly-SLO	
Rainbow Easter Tournament				3/5	L	6-8	Illinois	3/6	L	0-8	Washington St.	3/6	L	3-7	@Cal Poly-SLO	
3/22	W	6-1	Grand Canyon	3/6	L	6-8	Illinois	3/11	L	8-10	@CSUN	3/7	L	4-15	@Cal Poly-SLO	
3/23	W	9-1	Dartmouth	3/7	W	11-5	Illinois	3/12	L	4-14	@CSUN	3/11	L	1-5	@Fresno St.	
3/24	W	7-2	Brown	3/11	W	4-0	Washington St.	3/13	L	6-9	@CSUN	3/12	W	7-6	@Fresno St. (10)	
3/25	W	6-0	Grand Canyon	3/12	W	4-3	Washington St.	3/18	W	10-8	San Diego St.	3/12	L	7-10	@Fresno St.	
3/26	W	6-4	Dartmouth	3/13	W	14-6	Washington St.	3/19	W	5-4	San Diego St. (10)	3/17	L	1-8	San Diego St.	
3/27	W	11-4	Brown	3/14	W	14-7	Washington St.	3/20	L	1-6	San Diego St.	3/18	W	6-2	San Diego St.	
3/28	L	0-4	Meiji (Exb.)	Rainbow Easter Tournament				Rainbow Easter Tournament				3/19	W	10-5	San Diego St.	
4/3	W	4-1	Wyoming	3/21	W	12-1	Northwestern	3/21	L	7-9	Washington	3/23	L	2-3	@CSUN (11)	
4/4	W	4-2	Wyoming (7)	3/22	W	2-0	Tulane	3/22	W	7-4	Oregon St.	3/24	L	5-20	@CSUN	
4/4	W	6-0	Wyoming (7)	3/23	W	10-9	Wichita St.	3/23	L	3-7	Clemson	3/25	L	10-12	@CSUN	
4/5	W	7-0	Wyoming	3/24	W	3-0	Portland St.	3/25	L	7-9	Grand Canyon (6)	Rainbow Easter Tournament				
4/10	L	8-11	New Mexico	3/25	W	4-1	Lewis-Clark St.	3/25	W	11-3	Lewis-Clark St. (6)	3/27	W	7-0	UH-Hilo	
4/11	W	3-1	New Mexico (7)	3/26	W	8-0	Lewis-Clark St.	3/26	W	13-4	Oregon St.	3/28	W	10-5	San Francisco	
4/11	W	10-2	New Mexico (7)	3/27	W	4-2	Wichita St.	3/27	W	4-3	Washington	3/29	L	1-5	Wichita St.	
4/12	W	4-3	New Mexico	4/2	L	9-11	CSUN	4/1	L	3-5	CS Sacramento	3/30	L	2-5	Grand Canyon	
4/17	W	3-2	@BYU (7)	4/3	W	6-0	CSUN	4/2	L	5-7	CS Sacramento	3/31	W	4-0	Meiji (Exb.)	
4/17	L	7-13	@BYU (7)	4/4	W	3-1	CSUN	4/3	W	5-4	CS Sacramento	4/1	L	2-5	Meiji (Exb.)	
4/18	L	6-7	@BYU (7)	4/10	W	6-2	@CS Sacramento	4/8	L	0-5	@Fresno St.	4/2	W	9-7	Grand Canyon	
4/18	L	3-9	@BYU (7)	4/10	L	4-1	@CS Sacramento	4/9	L	3-7	@Fresno St.	4/7	W	6-5	CS Sacramento	
4/21	L	2-3	@Utah (7)	4/12	W	13-5	@CS Sacramento	4/10	W	4-2	@Fresno St.	4/8	W	2-1	CS Sacramento	
4/21	W	14-4	@Utah (6)	4/16	L	2-3	@Fresno St.	4/15	L	1-2	CSUN	4/9	L	8-14	CS Sacramento	
4/24	W	8-2	Air Force	4/17	L	4-5	@Fresno St.	4/16	W	13-7	CSUN	4/14	W	7-2	@San Diego St.	
4/25	W	20-2	Air Force (7)	4/18	L	3-4	@Fresno St.	4/17	L	3-7	CSUN	4/15	L	4-10	@San Diego St.	
4/25	W	7-2	Air Force (7)	4/23	W	3-1	San Diego St.	4/22	L	5-6	@San Diego St. (15)	4/21	W	12-6	Fresno St.	
4/26	W	10-2	Air Force	4/24	L	3-8	San Diego St.	4/23	L	2-8	@San Diego St.	4/22	L	5-14	Fresno St.	
5/2	W	11-2	@San Diego St. (7)	4/25	W	6-4	San Diego St.	4/24	L	9-10	@San Diego St.	4/23	W	5-3	Fresno St.	
5/2	L	1-2	@San Diego St. (7)	4/30	L	8-9	@CSUN	(11)				4/28	L	3-6	CSUN	
5/3	W	6-4	@San Diego St. (7)	5/1	L	0-6	@CSUN	4/29	L	2-5	Fresno St.	4/29	W	7-6	CSUN (10)	
5/3	W	5-2	@San Diego St. (7)	5/2	L	10-11	@CSUN	4/30	L	2-3	Fresno St.	4/30	L	9-11	CSUN	
5/8	W	13-0	Colorado St.	5/7	W	10-5	CS Sacramento	5/1	L	7-9	Fresno St.	5/4	L	2-3	@CS Sacramento	
5/9	W	4-2	Colorado St. (7)	5/8	W	7-1	CS Sacramento	5/7	W	6-5	@CS Sacramento	5/5	L	3-9	@CS Sacramento	
5/9	W	9-0	Colorado St. (7)	5/9	L	1-11	CS Sacramento	5/7	W	11-3	@CS Sacramento	5/6	L	0-2	@CS Sacramento	
5/10	W	3-1	Colorado St.	5/14	W	4-1	@San Diego St.	5/8	W	7-3	@CS Sacramento	5/12	W	9-5	Cal Poly-SLO	
WAC Tournament (Honolulu, O'ahu)				5/15	L	3-4	@San Diego St.	5/13	W	10-9	UH-Hilo	5/13	W	3-2	Cal Poly-SLO	
5/14	W	7-1	New Mexico	5/16	L	4-5	@San Diego St.	5/14	W	7-4	UH-Hilo (8)	5/14	W	7-6	Cal Poly-SLO	
5/15	W	1-0	San Diego St. (10)	NCAA Central I Regional				NCAA Central I Regional								
5/16	L	2-7	New Mexico	(College Station, Tex.)				(College Station, Tex.)								
5/16	W	5-3	New Mexico	5/27	W	9-8	North Carolina									
NCAA West Regional (Tucson, Ariz.)				5/28	L	4-9	UCLA									
5/22	L	0-8	S. Eastern Louisiana	5/29	L	8-10	North Carolina									
5/23	W	10-3	Arizona													
5/24	W	10-3	S. Eastern Louisiana													
Louisiana																
5/24	W	9-3	Washington													
5/25	W	6-3	Pepperdine													
5/25	L	0-9	Pepperdine													



# ALL-TIME RESULTS

## 1996 (29-26, 12-18 WAC, 5th West)

Coach Les Murakami			
Date	Result	Score	Opponent
1/19	W	7-2	Washington St.
1/20	W	6-5	Washington St.
1/21	L	0-14	Washington St.
1/26	W	11-1	Stanford
1/27	L	0-16	Stanford
1/28	L	3-5	Stanford
2/2	L	5-11	Santa Clara
2/3	W	8-0	Santa Clara
2/4	W	8-1	Santa Clara
2/9	W	10-9	UCLA (10)
2/10	L	4-12	UCLA
2/11	L	6-11	UCLA
2/16	W	6-5	California
2/17	W	12-6	California
2/18	W	7-3	California
2/19	W	7-0	UH-Hilo (Kauai)
2/23	W	4-2	San Diego St.
2/24	L	6-7	San Diego St.
2/25	L	3-7	San Diego St.
3/1	W	6-5	@CS Sacramento
(11)			
3/2	W	5-4	@CS Sacramento
3/3	L	9-16	@CS Sacramento
3/7	W	10-4	LMU
3/8	W	16-6	LMU
3/9	W	12-4	LMU
3/12	L	3-4	@CSUN (7)
3/13	W	4-0	@CSUN (7)
3/16	L	3-6	@Cal Poly-SLO
3/17	W	3-2	@Cal Poly-SLO
3/18	W	2-1	@Cal Poly-SLO
3/22	L	4-7	Fresno St.
3/23	L	5-11	Fresno St.
3/24	L	3-18	Fresno St.
Rainbow Easter Tournament			
3/25	W	4-2	Nittaidai (Exb.)
3/26	L	3-4	UH-Hilo
3/27	W	8-7	Oregon St. (10)
3/28	W	4-1	Wright St.
3/29	L	9-13	Lewis-Clark St. (14)
3/30	W	15-9	Oregon St.
3/31	W	7-5	Lewis-Clark St.
4/5	W	7-3	CS Sacramento
4/6	W	15-6	CS Sacramento
4/7	W	9-8	CS Sacramento
4/12	L	3-6	CSUN (7)
4/12	W	6-0	CSUN (7)
4/13	L	5-17	CSUN
4/14	W	11-9	CSUN
4/19	L	3-4	@San Diego St. (14)
4/20	W	8-4	@San Diego St.
4/21	L	5-6	@San Diego St.
4/26	L	2-8	Cal Poly-SLO
4/27	L	0-7	Cal Poly-SLO
4/28	L	3-11	Cal Poly-SLO
5/2	L	3-13	@Fresno St.
5/3	L	3-12	@Fresno St.
5/4	L	2-7	@Fresno St.

## 1997 (22-34, 14-16 WAC, 4th West)

Coach Les Murakami			
Date	Result	Score	Opponent
1/16	W	3-2	Miami (Fla.) (10)
1/17	L	7-14	Miami (Fla.)
1/18	L	7-10	Miami (Fla.)
1/19	L	11-13	Miami (Fla.)
1/23	L	11-23	UCLA
1/24	L	0-10	UCLA
1/25	L	8-12	UCLA
1/30	L	5-6	California
1/31	L	3-11	California
2/1	W	15-8	California
2/7	L	4-14	Oregon St.
2/8	L	5-9	Oregon St.
2/9	W	11-3	Oregon St.
2/14	W	9-3	USC
2/15	L	3-4	USC
2/16	L	4-12	USC
2/21	L	4-5	UH-Hilo
2/22	W	15-14	UH-Hilo
2/23	L	4-10	UH-Hilo
2/28	L	9-12	@San Jose St.
3/1	L	6-7	@San Jose St. (7)
3/1	L	1-11	@San Jose St.
3/7	L	4-5	Utah
3/8	L	7-13	Utah
3/9	L	3-10	Utah
3/14	L	23-25	@New Mexico
3/15	L	10-19	@New Mexico
3/16	W	16-8	@New Mexico
3/21	L	3-9	Fresno St.
3/22	W	5-4	Fresno St.
Rainbow Easter Tournament			
3/25	W	16-2	New Mexico (6)
3/26	L	3-10	Washington
3/26	W	6-5	CSUN
3/27	L	3-8	Wichita St.
3/28	W	10-8	Nebraska
3/29	L	5-6	Washington
3/30	L	2-8	CSUN
4/4	W	15-4	UNLV
4/5	W	7-6	UNLV
4/6	W	6-5	UNLV
4/11	W	8-2	@San Diego St.
4/12	W	7-4	@San Diego St.
4/13	L	4-9	@San Diego St.
4/18	W	5-1	San Jose St.
4/19	L	3-9	San Jose St.
4/20	W	7-2	San Jose St.
4/25	W	13-6	@Fresno St.
4/26	L	4-6	@Fresno St.
4/27	W	6-4	@Fresno St.
4/27	L	11-16	@Fresno St.
5/1	W	18-11	@BYU
5/2	L	14-16	@BYU
5/3	L	7-8	@BYU
5/9	W	7-3	San Diego St.
5/10	L	7-8	San Diego St.
5/11	W	4-3	San Diego St. (10)

## 1998 (34-22, 12-18 WAC, 4th West)

Coach Les Murakami			
Date	Result	Score	Opponent
1/16	W	11-5	San Francisco
1/17	L	8-12	San Francisco (10)
1/18	W	5-2	San Francisco
1/22	W	20-9	CS Sacramento
1/23	W	15-5	CS Sacramento
1/24	W	7-5	CS Sacramento
1/29	W	7-4	UCLA
1/30	W	14-5	UCLA
1/31	W	8-6	UCLA
2/6	W	11-2	UH-Hilo
2/7	W	6-5	UH-Hilo(Hanapepe)
2/8	W	16-10	UH-Hilo (Kona)
2/11	L	2-7	Florida St.
2/12	L	2-11	Florida St.
2/13	W	9-6	Florida St.
2/14	W	8-2	Florida St.
2/20	W	7-3	LMU
2/21	W	3-2	LMU
2/22	W	2-1	LMU
2/27	L	2-7	@San Jose St.
2/28	L	8-23	@San Jose St.
3/1	W	11-4	@San Jose St.
3/6	L	10-16	San Diego St.
3/7	L	1-13	San Diego St.
3/8	W	7-6	San Diego St.
3/13	L	4-5	@Rice
3/14	L	6-7	@Rice (8)
3/15	L	0-5	@Rice (7)
3/20	W	5-1	Fresno St.
3/21	L	3-7	Fresno St.
3/22	W	6-5	Fresno St.
Rainbow Easter Tournament			
3/23	W	17-3	Cal Poly-SLO
3/24	W	5-0	Lewis-Clark St.
3/25	W	8-3	UH-Hilo
3/26	W	20-8	Wright St.
3/27	W	11-3	Nebraska
3/28	W	9-5	UH-Hilo
3/29	L	1-2	Nebraska
4/3	L	5-12	@Air Force
4/4	L	17-19	@Air Force
4/5	W	21-7	@Air Force
4/10	L	3-8	TCU
4/11	W	7-6	TCU
4/12	L	4-9	TCU
4/17	W	9-4	Grand Canyon
4/18	W	12-4	Grand Canyon
4/19	W	7-6	Grand Canyon
4/25	W	4-1	@Fresno St.
4/26	L	9-24	@Fresno St.
4/27	L	10-15	@Fresno St.
5/1	L	4-5	@San Diego St.(11)
5/2	L	3-10	@San Diego St.
5/3	L	7-8	@San Diego St.
5/8	W	8-7	San Jose St.
5/9	W	10-3	San Jose St.
5/10	L	2-5	San Jose St.

## 1999 (37-20, 15-14 WAC, 5th)

Coach Les Murakami			
Date	Result	Score	Opponent
1/22	W	3-0	UCLA
1/23	W	6-0	UCLA
1/24	W	5-3	UCLA
1/28	W	9-3	California
1/29	W	5-2	California
1/30	W	4-1	California
2/4	L	4-12	CS Sacramento
2/5	W	10-3	CS Sacramento
2/6	W	21-4	CS Sacramento
2/12	L	1-2	St. Mary's (CA)
2/13	W	7-1	St. Mary's (CA)
2/14	W	20-3	St. Mary's (CA)
2/19	W	4-2	Wichita St.
2/20	W	4-3	Wichita St. (10)
2/21	W	9-1	Wichita St.
2/26	L	5-6	@TCU
2/27	L	0-10	@TCU
2/28	L	7-8	@TCU (11)
3/4	W	3-2	BYU
3/5	L	5-7	BYU
3/6	W	7-6	BYU
3/12	L	3-9	@San Jose St.
3/13	L	7-9	@San Jose St.
3/14	L	2-3	@San Jose St.
3/19	W	11-5	Fresno St.
3/20	W	7-3	Fresno St.
3/21	L	4-6	Fresno St.
Rainbow Easter Tournament			
3/22	W	11-5	Fresno St.
3/23	W	9-5	Northwestern
3/24	W	10-5	Nittaidai (Exb.)
3/25	L	4-5	UH-Hilo
3/26	W	3-1	Hawai'i Pacific
3/27	W	12-2	Hawai'i Pacific
3/28	W	5-3	Fresno St.
4/1	L	3-12	UNLV
4/2	L	3-5	UNLV
4/3	W	3-1	UNLV
4/6	W	15-13	@Air Force
4/7	W	8-5	@Air Force
4/8	W	34-11	@Air Force
4/16	W	17-1	UH-Hilo
4/17	L	2-4	UH-Hilo (Maui)
4/18	W	8-5	@UH-Hilo
4/23	L	3-7	Rice
4/24	L	3-12	Rice
4/25	L	0-2	Rice
4/29	W	13-8	@Utah
4/30	W	6-5	@Utah
5/1	W	12-11	@Utah
5/4	W	4-3	@San Diego (11)
5/6	W	4-3	@San Diego St.
5/7	L	4-6	@San Diego St.
5/8	W	11-10	@San Diego St.
5/14	W	7-4	New Mexico
5/15	W	4-2	New Mexico
WAC Tournament (Fresno, Calif.)			
5/19	L	5-9	TCU
5/20	W	7-6	New Mexico
5/21	L	10-12	TCU

2000 (28-28, 15-15 WAC, 4th)  
Coach Les Murakami

Date	Result	Score	Opponent
1/20	L	6-12	Florida
1/21	L	1-10	Florida
1/22	L	7-8	Florida
1/27	W	13-6	San Diego
1/28	W	8-1	San Diego
1/29	L	3-9	San Diego
2/3	L	3-15	UCLA
2/4	L	3-10	UCLA
2/5	L	3-9	UCLA
2/11	L	3-4	San Francisco (11)
2/12	W	5-3	San Francisco
2/13	L	4-10	San Francisco
2/18	W	9-5	Santa Clara
2/19	L	11-12	Santa Clara (10)
2/20	W	13-2	Santa Clara
2/25	W	9-3	CS Sacramento
2/26	W	3-2	CS Sacramento
2/27	W	2-1	CS Sacramento
3/4	W	10-9	Rice
3/5	L	4-8	Rice
3/6	W	10-3	Rice
3/10	W	6-2	TCU
3/11	W	3-2	TCU
3/12	W	14-6	TCU
3/15	W	13-1	CS
3/17	W	9-4	@Fresno St.
3/18	L	2-6	@Fresno St.
3/19	W	7-0	@Fresno St.
3/24	L	3-9	San Jose St.
3/25	W	9-2	San Jose St.
3/26	L	1-6	San Jose St.
Rainbow Easter Tournament			
3/27	W	11-8	Lewis-Clark St.
3/28	L	2-3	Winthrop
3/29	W	5-2	Pepperdine
3/30	L	5-9	Lewis-Clark St.
3/31	W	11-2	Winthrop
4/2	W	4-0	Pepperdine
4/2	L	4-5	Lewis-Clark St.
4/7	L	3-4	@San Jose St.
4/8	L	0-4	@San Jose St.
4/9	L	2-11	@San Jose St.
4/15	W	8-7	Fresno St.
4/16	L	2-9	Fresno St.
4/17	L	4-7	Fresno St.
4/22	L	3-7	@Rice
4/23	L	3-7	@Rice
4/24	L	0-4	@Rice
4/27	L	1-4	@TCU
4/28	L	1-7	@TCU
4/29	W	7-6	@TCU
5/5	W	15-4	@UH-Hilo
5/6	W	2-0	@UH-Hilo
5/7	W	3-2	vs. UH-Hilo (Kona)
5/12	W	3-2	UH-Hilo
5/13	W	9-6	UH-Hilo
5/14	L	2-7	UH-Hilo

2001 (29-27, 16-20 WAC, 6th)  
Coach Les Murakami

Date	Result	Score	Opponent
1/25	W	8-7	CS Sacramento (11)
1/26	W	5-1	CS Sacramento
1/27	L	8-11	CS Sacramento
2/1	W	9-8	UCLA
2/2	L	3-16	UCLA
2/3	L	2-12	UCLA
2/9	L	0-5	Louisville
2/10	W	10-2	Louisville
2/11	W	4-0	Louisville
2/15	W	5-2	Nevada
2/16	W	10-9	Nevada
2/17	L	4-6	Nevada
2/24	L	2-6	@Fresno St.
2/25	L	5-6	@Fresno St. (11)
2/26	L	4-8	@Fresno St.
3/1	L	3-6	@San Jose St.
3/2	L	4-8	@San Jose St.
3/3	L	0-7	@San Jose St.
3/8	L	4-10	Rice
3/9	L	2-13	Rice
3/10	W	4-3	Rice
3/17	L	5-8	TCU
3/18	L	3-13	TCU
3/19	L	8-11	TCU
3/23	W	4-0	San Jose St.
3/24	W	4-1	San Jose St.
3/25	W	6-5	San Jose St.
3/26	W	13-1	Centenary
Rainbow Easter Tournament			
3/27	L	4-13	UC Santa Barbara
3/28	W	4-2	Wichita St.
3/29	W	12-3	Centenary
3/30	W	6-5	Lewis-Clark St.
3/31	W	6-3	Hawai'i Pacific
4/1	L	6-7	UC Santa Barbara
(11)			
4/7	L	3-10	Fresno St.
4/8	W	5-4	Fresno St. (10)
4/9	L	3-13	Fresno St.
4/14	W	11-4	@TCU
4/15	L	4-5	@TCU
4/16	L	5-6	@TCU
4/19	W	4-2	@Rice
4/20	L	0-10	@Rice
4/21	W	7-3	@Rice
4/27	W	7-3	Oregon St.
4/28	L	7-18	Oregon St.
4/29	W	12-9	Oregon St.
5/1	W	9-7	@CS Sacramento
5/3	L	6-11	@Nevada
5/4	L	7-12	@Nevada
5/5	L	5-8	@Nevada
5/11	W	6-4	@UH-Hilo
5/12	W	15-4	@UH-Hilo
5/13	W	5-3	@UH-Hilo
5/17	W	11-2	UH-Hilo
5/18	W	16-2	UH-Hilo
5/19	W	9-8	UH-Hilo

2002 (16-40, 5-25 WAC, 6th)  
Coach Mike Trapasso

Date	Result	Score	Opponent
1/30	W	3-2	Florida St.
1/31	L	5-8	Florida St.
2/1	L	4-7	Florida St.
2/2	L	1-12	Florida St.
2/8	W	6-3	Sacramento St.
2/9	L	2-5	Sacramento St. (13)
2/10	L	3-5	Sacramento St.
2/15	W	6-4	UCLA
2/16	W	7-6	UCLA (11)
2/17	W	8-7	UCLA (10)
2/21	L	6-7	BYU
2/22	W	10-5	BYU
2/23	L	3-4	BYU
3/1	L	1-8	UC-Irvine
3/2	L	5-12	UC-Irvine
3/3	W	6-5	UC-Irvine (12)
3/8	L	7-9	Rice
3/9	L	3-6	Rice
3/10	L	4-13	Rice
3/15	L	9-10	@UH-Hilo (12)
3/16	L	4-6	@UH-Hilo
3/17	L	5-7	@UH-Hilo
3/18	L	1-3	@UH-Hilo
3/22	W	5-1	San Jose St.
3/23	L	7-11	San Jose St.
3/24	L	2-10	San Jose St.
Rainbow Easter Tournament			
3/26	W	2-1	Birmingham-So.
3/27	L	7-12	UC-Riverside
3/28	L	0-12	San Jose St.
3/29	W	14-4	Hawai'i Pacific
3/30	W	7-2	UH-Hilo
3/31	W	14-3	Lewis-Clark St.
4/4	W	10-6	Nevada
4/5	L	0-5	Nevada
4/6	L	4-5	Nevada
4/13	W	6-4	@Louisiana Tech
4/14	L	5-6	@Louisiana Tech
4/15	L	1-2	@Louisiana Tech
4/18	L	4-9	@Rice
4/19	L	1-9	@Rice
4/20	L	6-7	@Rice (11)
4/26	W	6-2	Fresno St.
4/27	L	4-5	Fresno St.
4/28	L	1-6	Fresno St.
5/3	L	1-8	@San Jose St.
5/4	L	4-13	@San Jose St.
5/5	L	3-4	@San Jose St.
5/9	W	8-4	Louisiana Tech
5/10	L	0-7	Louisiana Tech
5/11	L	6-8	Louisiana Tech
5/18	L	10-14	@Nevada
5/19	L	2-11	@Nevada
5/20	L	1-14	@Nevada
5/24	L	3-5	@Fresno St.
5/25	L	2-6	@Fresno St.
5/26	L	5-6	@Fresno St.

2003 (30-26, 11-19 WAC, 4th)  
Coach Mike Trapasso

Date	Result	Score	Opponent
2/7	W	11-5	UCLA
2/8	L	4-5	UCLA
2/9	W	8-3	UCLA
2/11	W	8-2	UH-Hilo
2/14	W	3-2	Sacramento St.
2/15	W	2-0	Sacramento St.
2/16	W	8-7	Sacramento St.
2/21	W	7-3	Wichita St.
2/22	L	3-4	Wichita St.
2/23	L	4-6	Wichita St.
2/26	W	9-3	Hawaii Pacific
3/1	W	9-2	UH-Hilo
3/2	W	18-2	UH-Hilo
3/5	W	4-1	@San Francisco
3/7	L	3-6	@Fresno St.
3/8	W	13-8	@Fresno St.
3/9	L	4-5	@Fresno St.
3/11	W	8-4	Hawaii Pacific
3/14	L	4-9	Rice
3/15	L	2-9	Rice
3/16	L	1-11	Rice
3/18	W	6-2	Coastal Carolina
3/19	L	5-8	Coastal Carolina
3/21	L	1-5	Nevada
3/22	L	4-6	Nevada
3/23	L	3-4	Nevada
Rainbow Easter Tournament			
3/25	W	9-1	Western Illinois
3/26	L	2-3	Lewis-Clark St. (10)
3/27	L	4-11	Air Force
3/28	W	8-7	Air Force (10)
3/29	W	13-2	Western Illinois
4/4	L	4-12	@Rice
4/5	L	0-2	@Rice
4/6	L	1-8	@Rice
4/8	W	3-1	@Centenary
4/10	L	5-6	@Louisiana Tech
4/11	L	6-7	@Louisiana Tech
4/12	W	4-1	@Louisiana Tech
4/15	W	12-4	UH-Hilo
4/18	W	3-0	Fresno St.
4/19	W	7-5	Fresno St.
4/20	W	2-0	Fresno St.
4/25	W	3-2	San Jose St.
4/26	W	9-2	San Jose St.
4/27	L	3-5	San Jose St.
4/30	W	10-7	@Sacramento St.
5/2	L	1-3	@Nevada
5/3	L	5-10	@Nevada
5/4	L	8-13	@Nevada
5/9	L	1-3	Louisiana Tech
5/10	W	8-1	Louisiana Tech
5/11	W	11-1	Louisiana Tech
5/21	L	0-2	@UC Irvine
5/23	W	5-4	@San Jose St.
5/24	W	7-6	@San Jose St.
5/25	L	5-8	@San Jose St.



# ALL-TIME RESULTS

## 2004 (31-24, 13-16 WAC, 4th)

Coach Mike Trapasso			
Date	Result	Score	Opponent
1/30	L	4-7	Texas
1/31	L	9-13	Texas (11)
2/1	L	1-10	Texas
2/6	L	3-4	CSUN
2/7	W	11-0	CSUN
2/8	L	1-8	CSUN
2/13	W	14-6	Fla. International
2/14	W	5-4	Fla. International
2/15	W	7-3	Fla. International
2/17	W	10-2	Hawai'i Pacific
2/20	W	6-3	UH-Hilo
2/21	W	15-3	UH-Hilo
2/22	W	14-5	UH-Hilo
2/28	W	5-0	San Francisco
2/28	L	1-14	San Francisco
2/29	L	4-7	San Francisco
Rainbow Baseball Tournament			
3/2	W	12-1	Chicago St.
3/3	W	10-1	Oregon St.
3/4	W	6-3	The Citadel
3/5	W	14-0	Chicago St.
3/6	W	7-3	Oregon St.
3/19	L	3-5	@Rice
3/20	L	0-3	@Rice
3/21	W	5-3	@Rice
3/25	L	6-7	@Louisiana Tech
3/26	W	13-7	@Louisiana Tech
3/27	W	8-1	@Louisiana Tech
4/2	L	4-5	San Jose St.
4/3	W	3-0	San Jose St.
4/4	W	6-1	San Jose St.
4/6	L	3-6	Sacramento St.
4/7	W	5-4	Sacramento St.
4/16	W	8-4	Louisiana Tech
4/17	W	9-1	Louisiana Tech
4/18	L	0-1	Louisiana Tech
4/21	W	6-5	@San Francisco
4/22	W	4-2	@Fresno St.
4/23	L	0-2	@Fresno St.
4/24	L	8-13	@Fresno St.
4/29	W	1-0	Nevada
4/30	W	8-4	Nevada
5/1	L	3-8	Nevada
5/4	W	8-7	Hawai'i Pacific
5/7	W	7-5	Rice
5/8	W	6-5	Rice
5/9	L	1-13	Rice
5/13	L	2-7	Fresno St.
5/14	L	4-8	Fresno St.
5/21	L	10-17	@Nevada
5/22	W	13-7	@Nevada
5/23	L	3-10	@Nevada
5/25	W	12-10	@Pacific
5/28	L	0-8	@San Jose St.
5/29	L	9-10	@San Jose St.
5/30	L	4-6	@San Jose St.

## 2005 (28-27, 15-14 WAC, 3rd)

Coach Mike Trapasso			
Date	Result	Score	Opponent
2/10	W	4-1	Alabama
2/12	L	5-9	Alabama
2/12	W	3-2	Alabama
2/13	L	2-3	Alabama
2/17	W	9-3	Pacific
2/18	W	10-2	Pacific
2/19	W	9-8	Pacific (10)
2/20	L	1-2	Pacific (13)
2/24	L	3-14	Washington St.
2/25	W	6-1	Washington St.
2/26	W	10-9	Washington St. (10)
2/27	L	1-7	Washington St.
Rainbow Baseball Tournament			
3/1	L	5-8	Sacramento St.
3/2	L	2-3	UC Davis
3/3	W	9-0	South Florida
3/4	L	2-3	Wichita St.
3/5	W	12-1	Louisiana-Lafayette
3/10	W	15-0	Florida St.
3/11	W	7-6	Florida St.
3/12	W	9-6	Florida St.
3/15	L	3-4	Winthrop (15)
3/16	L	3-11	Winthrop
3/18	W	8-6	Louisiana Tech
3/19	L	2-5	Louisiana Tech
3/20	L	6-9	Louisiana Tech
3/23	L	2-7	@Pacific
3/25	L	3-6	@Fresno St.
3/26	L	3-6	@Fresno St.
3/27	L	3-5	@Fresno St.
4/2	L	2-6	San Jose St.
4/3	W	6-5	San Jose St.
4/4	W	3-2	San Jose St.
4/6	L	4-7	@San Francisco
4/8	L	5-7	@Nevada
4/9	L	7-11	@Nevada
4/10	W	8-7	@Nevada
4/13	W	3-1	Hawai'i Pacific
4/15	W	3-2	Rice
4/16	L	0-4	Rice
4/17	L	1-3	Rice
4/20	L	0-11	@California
4/22	W	1-0	@San Jose St.
4/23	W	17-6	@San Jose St.
4/24	W	4-3	@San Jose St.
4/28	W	11-9	Nevada
4/29	W	7-6	Nevada
4/30	W	8-0	Nevada
5/12	W	4-1	Fresno St.
5/13	L	4-8	Fresno St.
5/14	L	3-7	Fresno St.
5/20	W	7-4	@Rice
5/21	L	6-7	@Rice
5/22	L	11-14	@Rice
5/27	W	5-4	@Louisiana Tech
5/28	W	7-4	@Louisiana Tech

## 2006 (45-17, 17-6 WAC, 2nd)

Coach Mike Trapasso			
Date	Result	Score	Opponent
2/1	W	6-2	San Diego St.
2/2	W	11-9	San Diego St.
2/3	W	9-7	San Diego St.
2/4	L	5-7	San Diego St.
2/10	W	4-3	UC Irvine
2/11	L	0-1	UC Irvine
2/12	W	3-1	UC Irvine
2/14	W	11-10	Hawai'i Pacific
2/17	W	3-1	@LMU
2/18	W	11-2	@LMU
2/19	W	11-4	@LMU
2/24	W	4-3	Southern California
2/25	W	7-3	Southern California
2/26	L	3-4	Southern California
Rainbow Baseball Tournament			
3/1	L	9-15	Texas-Arlington
3/1	W	10-6	Washington
3/2	L	1-5	Arkansas
3/4	W	8-7	Washington
3/4	L	7-8	Washington (9)
3/10	W	3-2	Western Illinois
3/11	W	5-1	Western Illinois
3/11	W	7-1	Western Illinois (7)
3/12	W	11-1	Western Illinois (7)
3/13	W	3-0	Western Illinois (5)
3/17	L	1-6	Louisiana Tech
3/18	L	4-5	Louisiana Tech
3/21	W	5-2	@UH-Hilo
3/22	W	13-5	@UH-Hilo
3/27	W	8-6	UC Santa Barbara
3/27	W	3-0	UC Santa Barbara
3/31	L	5-7	San Jose St. (12)
4/1	W	6-5	San Jose St. (13)
4/2	W	7-3	San Jose St.
4/7	W	5-3	@Fresno St.
4/8	L	1-6	@Fresno St.
4/9	L	2-13	@Fresno St.
4/14	W	13-4	@Nevada
4/15	W	8-5	@Nevada
4/21	W	6-0	New Mexico St.
4/22	W	10-3	New Mexico St.
4/23	L	3-5	New Mexico St.
4/28	W	3-2	Sacramento St.
4/29	W	5-2	Sacramento St.
4/30	W	5-2	Sacramento St.
5/2	W	11-2	@Grambling St.
5/4	W	9-1	@Louisiana Tech
5/5	W	9-2	@Louisiana Tech
5/6	W	5-3	@Louisiana Tech
5/6	W	7-6	@Louisiana Tech
5/16	L	1-15	@San Francisco
5/19	W	11-1	@San Jose St.
5/20	W	6-0	@San Jose St.
5/21	W	3-1	@San Jose St.
WAC Tournament (Fresno, Calif.)			
5/25	W	8-0	Louisiana Tech
5/26	L	3-10	Nevada
5/27	W	8-2	Louisiana Tech
5/27	W	11-2	Nevada
5/28	L	4-8	@Fresno St.
NCAA Regional (Corvallis, Ore.)			
6/2	L	6-9	Kansas
6/3	W	5-3	Wright St.
6/4	W	9-5	Kansas
6/4	L	3-12	@Oregon St.

## 2007 (34-25, 11-13 WAC, 4th)

Coach Mike Trapasso			
Date	Result	Score	Opponent
1/26	W	8-1	Santa Clara
1/27	W	5-4	Santa Clara
1/28	L	2-3	Santa Clara
2/1	L	11-13	Georgia Southern
2/2	W	5-3	Georgia Southern
2/3	W	2-1	Georgia Southern
2/9	W	13-1	Pacific
2/10	W	4-3	Pacific
2/11	W	8-3	Pacific
2/16	L	1-3	@UC Santa Barbara
2/17	W	5-1	@UC Santa Barbara
2/18	W	9-2	@UC Santa Barbara
2/23	L	1-7	Wichita St.
2/24	L	4-10	Wichita St.
2/25	L	4-5	Wichita St.
3/1	W	20-1	Chicago St.
3/2	W	7-2	Chicago St.
3/3	W	20-3	Chicago St. (7)
3/3	W	3-2	Chicago St.
3/4	W	16-1	Chicago St.
3/9	L	1-2	Arizona
3/10	W	4-0	Arizona
3/11	L	1-3	Arizona
3/16	W	9-2	Wisc-Milwaukee
3/17	W	10-3	Wisc-Milwaukee
3/17	W	5-3	Wisc-Milwaukee (7)
3/18	W	9-2	Wisc-Milwaukee
3/23	W	5-3	Nevada
3/24	L	4-5	Nevada
3/25	W	5-4	Nevada
3/30	L	1-9	San Jose St.
3/31	L	1-2	San Jose St.
4/1	W	6-0	San Jose St.
4/5	W	9-6	@Sacramento St.
4/6	W	12-9	@Sacramento St.
4/7	L	5-8	@Sacramento St.
4/10	L	3-4	@Pacific
4/13	W	9-8	@Fresno St.
4/15	L	5-6	@Fresno St.
4/15	L	3-4	@Fresno St.
4/20	W	7-4	Louisiana Tech
4/21	L	9-10	Louisiana Tech
4/22	W	7-2	Louisiana Tech
4/25	L	2-9	@Arizona St.
4/27	W	21-6	@New Mexico St.
4/28	L	6-8	@New Mexico St.
4/28	L	4-9	@New Mexico St.
5/3	W	10-1	@UH-Hilo
5/4	W	8-0	@UH-Hilo
5/5	W	7-2	@UH-Hilo
5/12	L	5-7	@Nevada
5/13	L	3-5	@Nevada
5/14	L	2-7	@Nevada
5/19	L	5-7	Fresno St. (10)
5/20	W	7-6	Fresno St.
5/21	W	1-0	Fresno St.
WAC Tournament (Reno, Nev.)			
5/24	L	1-11	@Nevada (7)
5/25	W	19-7	Sacramento St. (7)
5/26	L	6-8	@Nevada (11)

2008 (29-31, 18-14 WAC, 3rd)			
Date	Result	Score	Opponent
Coach Mike Trapasso			
2/15	W	5-4	UH-Hilo (11)
2/16	W	9-2	UH-Hilo
2/17	L	3-4	UH-Hilo
2/22	W	10-4	San Francisco
2/23	W	9-6	San Francisco
2/23	L	5-6	San Francisco
2/24	L	3-11	San Francisco
Coca-Cola Classic (Surprise, Ariz.)			
2/28	W	7-3	No. Illinois
2/29	L	0-3	Arizona St.
3/1	L	5-11	Michigan
3/1	L	8-15	Portland
3/7	L	3-4	Long Beach St. (12)
3/8	L	2-4	Long Beach St.
3/9	L	4-8	Long Beach St.
3/11	W	4-3	UAB
3/12	W	3-1	UAB
3/14	L	0-9	@UC-Irvine
3/15	L	3-14	@UC-Irvine
3/15	L	4-13	@UC-Irvine
3/18	L	1-6	San Diego
3/20	W	4-0	Fresno St.
3/21	W	2-0	Fresno St.
3/22	L	0-5	Fresno St.
3/22	L	2-4	Fresno St. (10)
3/28	L	2-4	@Sacramento St.
3/29	L	4-6	@Sacramento St.
3/29	L	2-5	@Sacramento St.
3/30	L	6-10	@Sacramento St.
4/1	W	5-2	@Stanford
4/4	W	10-8	@San Jose St. (15)
4/5	W	12-5	@San Jose St.
4/5	L	0-4	@San Jose St.
4/6	W	6-2	@San Jose St.
4/10	W	4-2	New Mexico St.
4/11	W	8-3	New Mexico St.
4/12	L	3-9	New Mexico St.
4/12	W	5-1	New Mexico St.
4/18	W	10-4	Nevada
4/19	W	13-3	Nevada (7)
4/19	L	3-4	Nevada
4/20	W	4-0	Nevada
4/25	W	13-7	@Louisiana Tech
4/26	W	8-4	@Louisiana Tech
4/26	L	4-14	@Louisiana Tech (7)
4/27	L	9-10	@Louisiana Tech
5/2	W	8-3	Sacramento St.
5/3	W	3-1	Sacramento St.
5/3	L	3-7	Sacramento St.
5/4	W	8-7	Sacramento St.
5/8	L	5-7	@New Mexico St.
5/9	L	8-13	@New Mexico St.
5/10	W	17-10	@New Mexico St.
5/10	W	15-14	@New Mexico St.
5/15	L	1-5	Utah Valley
5/16	W	9-6	Utah Valley
5/17	L	0-2	Utah Valley
WAC Tournament (Ruston, La.)			
5/22	W	11-7	New Mexico St.
5/23	W	14-5	Nevada
5/24	L	4-11	Fresno St.
5/25	L	7-12	Nevada

2009 (32-26, 11-12 WAC, 5th)			
Date	Result	Score	Opponent
Coach Mike Trapasso			
2/20	L	1-5	UC Irvine
2/21	L	4-5	UC Irvine
2/21	L	4-5	UC Irvine (7)
Dairy Queen Classic (Minneapolis)			
2/22	W	7-4	UC Irvine
2/26	W	6-2	@Minnesota
2/27	W	3-2	vs. Washington
2/28	L	4-10	vs. UC Santa Barbara
3/1	L	4-5	@Minnesota
3/5	L	1-3	Mississippi St.
3/6	W	7-4	Mississippi St.
3/7	W	10-5	Mississippi St.
3/8	W	11-5	Mississippi St.
3/12	W	6-5	Loyola Marymount (10)
3/13	W	3-2	Loyola Marymount
3/14	W	9-5	Loyola Marymount
3/15	W	6-5	Loyola Marymount
3/20	W	9-7	vs. Washington (10)
3/20	L	2-13	vs. Portland
3/21	W	3-1	vs. Oregon
3/22	W	9-8	vs. Portland (12)
3/23	L	4-8	@Oregon St.
3/26	L	0-4	Coastal Carolina
3/27	W	5-4	Coastal Carolina
3/27	W	7-1	Coastal Carolina
3/28	W	4-3	Coastal Carolina
4/3	W	3-0	San Jose St.
4/4	W	7-5	San Jose St.
4/4	L	2-3	San Jose St. (7)
4/5	W	7-4	San Jose St.
4/7	W	8-4	@Santa Clara
4/9	L	12-14	@Nevada (12)
4/10	W	13-11	@Nevada
4/11	L	5-10	@Nevada
4/17	W	5-4	Sacramento St.
4/18	L	1-2	Sacramento St.
4/18	W	7-2	Sacramento St. (7)
4/19	W	8-4	Sacramento St.
4/21	L	2-17	Arizona St.
4/24	W	12-10	@New Mexico St.
4/25	L	6-16	@New Mexico St. (8)
4/25	W	8-7	@New Mexico St. (10)
4/26	L	9-20	@New Mexico St. (7)
4/30	L	1-5	Louisiana Tech
5/1	L	5-8	Louisiana Tech
5/2	L	4-8	Louisiana Tech
5/3	L	7-8	Louisiana Tech
5/5	W	10-3	@St. Mary's
5/7	L	9-17	@Fresno St.
5/8	L	11-14	@Fresno St.
5/9	W	15-10	@Fresno St.
5/9	W	15-6	@Fresno St. (7)
5/14	W	7-2	Utah Valley
5/15	W	4-1	Utah Valley
5/16	L	1-12	Utah Valley
5/17	L	2-10	Utah Valley
5/21	L	3-4	Louisiana Tech
5/22	W	5-4	Nevada (10)
5/23	L	3-10	Fresno St.

2010 (35-28, 12-12 WAC, 4th)			
Date	Result	Score	Opponent
Coach Mike Trapasso			
2/19	L	6-10	Oregon State
2/20	L	3-7	Oregon State
2/21	W	5-4	Oregon State
2/22	L	0-5	Oregon State
2/25	W	4-3	Oregon
2/26	W	2-1	Oregon
2/28	W	5-2	Oregon
2/28	L	0-3	Oregon
3/4	L	8-12	The Citadel
3/5	L	5-9	The Citadel
3/5	W	9-0	The Citadel
3/6	W	13-1	The Citadel
3/12	W	8-2	Southern California
3/13	L	1-3	Southern California
3/14	L	2-12	Southern California
3/15	L	0-9	Southern California
3/19	W	15-6	Air Force
3/20	W	4-0	Air Force
3/21	W	9-5	Air Force
3/22	W	13-1	Air Force
3/24	W	8-2	Long Beach State
3/26	L	0-3	@CSU Fullerton
3/27	L	6-13	@CSU Fullerton
3/28	W	10-7	@CSU Fullerton
3/29	W	8-6	@San Diego
4/2	W	3-1	Gonzaga
4/3	L	6-7	Gonzaga
4/4	W	6-5	Gonzaga
4/9	L	6-8	Fresno State
4/10	L	5-8	Fresno State
4/10	L	0-1	Fresno State
4/11	W	4-0	Fresno State
4/16	L	6-11	@Sacramento St.
4/17	L	2-3	@Sacramento St.
4/17	W	7-4	@Sacramento St.
4/18	L	4-9	@Sacramento St.
4/20	W	5-2	@Centenary
4/22	W	10-0 (7)	@Louisiana Tech
4/23	L	5-9	@Louisiana Tech
4/24	W	14-13	@Louisiana Tech
4/25	L	6-14	@Louisiana Tech
4/30	L	4-8	Nevada
5/1	W	10-9	Nevada
5/1	W	1-0	Nevada
5/2	L	7-8 (12)	Nevada
5/13	W	11-10	New Mexico St.
5/14	W	7-3	New Mexico St.
5/14	W	2-1 (8)	New Mexico St.
5/16	L	7-10	New Mexico St.
5/18	L	1-5	@Stanford
5/21	W	5-3	@San Jose State
5/22	W	4-2	@San Jose State
5/22	L	3-0	@San Jose State
5/23	W	17-14 (11)	@San Jose State
WAC Tournament (Mesa, Ariz.)			
5/26	W	8-7 (10)	vs. LaTech
5/27	W	13-7	vs. New Mexico State
5/28	W	12-3	vs. Fresno State
5/29	L	5-14	vs. Fresno State
5/30	W	9-6	vs. Fresno State
NCAA Regional (Tempe, Ariz.)			
6/4	W	4-3	vs. San Diego
6/5	L	1-12	@Arizona State
6/6	W	12-9	vs. San Diego
6/6	L	4-8	@Arizona State

2011 (34-25, 17-7 WAC, 1st)			
Date	Result	Score	Opponent
Coach Mike Trapasso			
2/18	W	4-3	Oregon
2/19	W	11-10	Oregon
2/20	L	0-4	Oregon
2/21	L	3-4	Oregon
2/25	L	0-2	Texas
2/26	W	5-4 (15)	Texas
2/27	L	3-4	Texas
3/3	L	5-7	@Loyola Marymount
3/4	W	3-2	@Loyola Marymount
3/5	W	9-7	@Loyola Marymount
3/6	L	1-4	@Loyola Marymount
3/7	L	3-4	@Long Beach State
3/10	L	1-5	@Portland
3/11	W	5-3	@Portland
3/12	L	7-10	@Portland
3/13	W	6-5	@Portland
3/18	W	10-1	Centenary
3/19	W	7-1	Centenary
3/20	W	5-0	Centenary
3/21	W	8-4	Centenary
3/25	L	0-3	Cal State Fullerton
3/26	L	2-4	Cal State Fullerton
3/26	L	2-4	Cal State Fullerton
3/27	L	2-3	Cal State Fullerton
3/30	W	8-7 (12)	Wichita State
3/31	L	2-6	Wichita State
4/1	W	12-4	Wichita State
4/2	W	12-3	Wichita State
4/8	W	16-1	Sacramento State
4/9	W	3-2	Sacramento State
4/9	W	5-3	Sacramento State
4/10	W	3-2	Sacramento State
4/15	W	1-0	Louisiana Tech
4/16	W	10-2	Louisiana Tech
4/17	L	0-3	Louisiana Tech
4/18	W	5-2	Louisiana Tech
4/21	L	7-8	Valparaiso
4/22	W	9-8	Valparaiso
4/23	L	2-7	Valparaiso
4/29	W	6-5 (10)	@Fresno State
4/30	W	6-2	@Fresno State
5/1	L	2-4	@Fresno State
5/2	L	2-12	@Fresno State
5/5	W	12-9	@Nevada
5/6	L	0-10 (7)	@Nevada
5/7	W	8-7	@Nevada
5/7	W	4-0	@Nevada
5/12	W	8-2	San Jose State
5/13	W	5-2	San Jose State
5/13	L	3-7	San Jose State
5/15	W	9-8	San Jose State
5/19	L	5-14 (7)	@New Mexico St.
5/19	W	14-4	@New Mexico St.
5/20	L	8-18 (7)	@New Mexico St.
5/21	W	24-3	@New Mexico St.
WAC Tournament (Mesa, Ariz.)			
5/26	W	2-1	San Jose State
5/27	L	5-11	Fresno State
5/28	W	18-10	Louisiana Tech



# ALL-TIME RESULTS

## 2012 (30-25, 10-8 WAC, 4th)

Coach Mike Trapasso			
Date	Result	Score	Opponent
2/17	W	4-1	Oregon
2/18	L	2-3 (11)	Oregon
2/19	L	5-14	Oregon
2/20	L	6-12	Oregon
2/23	W	9-2	Wagner
2/24	W	5-2	Wagner
2/25	W	6-2	Wagner
2/25	W	2-0	Wagner
2/26	W	19-3	Wagner
3/1	W	6-3	Wichita State
3/2	W	2-1	Wichita State
3/3	W	4-0	Wichita State
3/4	L	2-4	Wichita State
3/7	L	5-6	Central Michigan
3/9	W	5-1	Central Michigan
3/10	W	2-1	Central Michigan
3/10	L	1-3	Central Michigan
3/15	W	2-1	San Francisco
3/16	L	0-3	San Francisco
3/17	W	3-1	San Francisco
3/18	W	3-2	San Francisco
3/23	L	1-4	@Gonzaga
3/24	L	6-7	@Gonzaga
3/24	L	0-4	@Gonzaga
3/25	L	3-9	@Gonzaga
3/29	L	3-5	UC Davis
3/30	W	4-0	UC Davis
3/31	W	5-4 (11)	UC Davis
4/1	W	4-1	UC Davis
4/5	W	8-2	Fresno State
4/6	L	3-5	Fresno State
4/7	W	3-2 (10)	Fresno State
4/13	W	3-2	St. Mary's (CA)
4/14	W	7-5	St. Mary's (CA)
4/15	L	2-6 (10)	St. Mary's (CA)
4/15	L	3-5	St. Mary's (CA)
4/20	W	6-4	@San Jose State
4/21	W	4-1	@San Jose State
4/22	L	4-6	@San Jose State
4/24	W	11-8	@Grambling State
4/26	W	4-3 (12)	@La. Tech
4/27	L	4-9	@La. Tech
4/28	L	1-4	@La. Tech
5/3	W	5-2	New Mexico St.
5/4	W	14-2 (7)	New Mexico St.
5/5	W	1-0	New Mexico St.
5/11	L	6-7 (12)	@Sac State
5/12	L	3-10	@Sac State
5/13	L	2-10	@Sac State
5/14	L	3-6	@UC Davis
5/17	W	2-0	Nevada
5/18	L	2-4 (10)	Nevada
5/19	W	8-3	Nevada
WAC Tournament (Mesa, Ariz.)			
5/23	L	2-8	Fresno State
5/24	L	6-9	La. Tech

## 2013 (16-35, 11-16 Big West, 7th)

Coach Mike Trapasso			
Date	Result	Score	Opponent
2/15	L	0-3	Oregon
2/16	L	4-5	Oregon
2/17	L	5-9	Oregon
2/18	L	2-4	Oregon
2/22	L	0-2 (17)	Rice
2/23	L	1-3	Rice
2/24	L	5-7	Rice
2/25	L	0-5	Rice
UNLV Rebel Classic (Las Vegas, Nev.)			
2/28	L	0-9	LMU
3/1	L	5-6	Bradley
3/2	W	8-3	LMU
3/3	L	4-12	@UNLV
3/4	L	1-14	@UNLV
3/8	L	1-4	Gonzaga
3/9	L	6-7	Gonzaga
3/11	L	1-3 (12)	Gonzaga
3/12	W	2-0	Gonzaga
3/21	W	6-1	Wichita State
3/22	W	7-3	Wichita State
3/23	L	2-6	Wichita State
3/24	W	7-0	Wichita State
3/28	L	6-7	UCSB
3/29	W	6-2	UCSB
3/30	W	6-4	UCSB
3/31	L	4-10	UCSB
4/5	L	1-4	@UC Irvine
4/6	L	1-4	@UC Irvine
4/7	L	0-9	@UC Irvine
4/9	L	1-5	@UCLA
4/12	L	3-8	@Cal Poly
4/13	L	2-3	@Cal Poly
4/14	W	7-6	@Cal Poly
4/19	L	1-4	CSUN
4/20	L	4-9	CSUN
4/21	L	5-10	CSUN
4/26	W	4-3	Cal St. Fullerton
4/27	L	0-5	Cal St. Fullerton
4/28	L	0-3	Cal St. Fullerton
5/3	W	5-2	Pacific
5/4	W	4-3	Pacific
5/5	L	5-6	Pacific
5/7	L	6-8	Fresno State
5/10	L	2-6	LBSU
5/11	W	5-2	LBSU
5/12	L	2-3	LBSU
5/17	W	5-2	UC Davis
5/18	W	6-2	UC Davis
5/19	W	6-0	UC Davis
5/23	W	5-4	UC Riverside
5/24	L	2-7	UC Riverside
5/25	L	2-4	UC Riverside

## 2014 (22-31, 6-18 Big West, 8th)

Coach Mike Trapasso			
Date	Result	Score	Opponent
2/14	L	2-3	Oregon
2/15	L	5-10	Oregon
2/16	L	5-6 (10)	Oregon
2/17	L	2-10	Oregon
2/20	W	5-2	Albany
2/21	W	9-0	Albany
2/22	W	9-7	Albany
2/23	W	12-6	Albany
2/26	W	2-0	Pepperdine
2/27	L	1-2 (11)	Pepperdine
2/28	W	6-1	Pepperdine
3/1	L	3-7	Pepperdine
3/7	L	2-3	@Texas
3/8	W	6-1	@Texas
3/8	L	2-3	@Texas
3/9	L	1-4	@Texas
3/14	W	4-7	Nevada
3/15	W	6-10	Nevada
3/16	W	6-3	Nevada
3/17	L	1-0	Nevada
3/20	W	5-4	UAB
3/21	L	0-5	UAB
3/22	W	3-2 (11)	UAB
3/23	W	4-2	UAB
3/28	W	3-1	@UCSB
3/29	L	7-8	@UCSB
3/30	W	12-4	@UCSB
4/4	L	1-7	UC Irvine
4/5	L	2-3	UC Irvine
4/6	L	8-15	UC Irvine
4/11	L	2-3	Cal Poly
4/12	L	3-4	Cal Poly
4/13	W	3-8	Cal Poly
4/17	L	2-6	@CSUN
4/18	L	1-2	@CSUN
4/19	W	9-1	@CSUN
4/22	L	4-10	@USC
4/25	L	0-1 (10)	@CS Fullerton
4/26	L	4-17	@CS Fullerton
4/27	L	1-2 (11)	@CS Fullerton
5/2	W	17-0	NYIT
5/3	W	1-0	NYIT
5/3	W	11-0	NYIT
5/4	W	4-2	NYIT
5/9	L	1-3	LBSU
5/10	L	5-11	LBSU
5/11	L	1-3	LBSU
5/16	W	2-1	@UC Davis
5/17	L	2-5	@UC Davis
5/18	L	3-12	@UC Davis
5/22	W	5-1	UC Riverside
5/23	L	6-8	UC Riverside
5/24	W	5-1	UC Riverside

## 2015 (21-32, 12-12 Big West, 5th)

Coach Mike Trapasso			
Date	Result	Score	Opponent
2/13	L	0-12	Oregon
2/14	L	2-3	Oregon
2/15	W	10-1	Oregon
2/16	L	2-3	Oregon
2/18	L	2-3	Hofstra
2/19	W	7-4	Hofstra
2/20	L	5-6	Hofstra
2/21	W	8-2	Hofstra
2/21	W	9-3	Hofstra
2/26	W	15-8	@Pepperdine
2/27	L	1-16	@Pepperdine
2/28	L	0-2	@Pepperdine
3/1	L	5-10	@Pepperdine
3/6	W	2-1	#vs. Baylor
3/7	L	3-4	# vs. Nebraska
3/8	L	6-8	# vs. Houston
3/12	L	1-5	Oklahoma
3/13	W	2-1	Oklahoma
3/14	L	5-8	Oklahoma
3/15	L	3-6	Oklahoma
3/19	L	5-6	NM State
3/20	W	6-2	NM State
3/21	L	3-6	NM State
3/22	W	12-1	NM State
3/25	L	3-9	@LMU
3/27	L	0-2	@UC Irvine
3/28	L	4-6	@UC Irvine
3/29	L	3-4	@UC Irvine
4/2	W	8-3	UC Davis
4/3	W	11-3	UC Davis
4/4	W	8-4	UC Davis
4/5	L	0-4	UC Davis
4/10	L	5-7	@ Cal Poly
4/11	L	2-3	@ Cal Poly
4/12	L	5-12	@ Cal Poly
4/17	W	1-0	CSUN
4/18	W	3-1	CSUN
4/19	L	3-7	CSUN
4/24	L	0-5	UCSB
4/25	W	1-0	UCSB
4/26	L	0-5	UCSB
5/1	W	7-4	@LBSU
5/2	W	1-0	@LBSU
5/3	W	6-2	@LBSU
5/7	W	6-3	@UC Riverside
5/8	W	6-2	@UC Riverside
5/9	W	9-2	@UC Riverside
5/15	L	0-4	CS Fullerton
5/16	L	2-4	CS Fullerton
5/17	L	2-5	CS Fullerton
5/23	L	4-7	% vs. Abilene Christian
5/23	L	1-2	@ Arizona
5/24	L	1-8	@ Arizona

#=Neutral Site - Houston College  
 Classic at Minute Maid Park, Houston,  
 Texas  
 %=Neutral Site - at Tucson, Ariz.

2016 (23-30, 12-12 Big West, t-4th)  
Coach Mike Trapasso

Date	Result	Score	Opponent
2/13	L	0-1	@ UH-Hilo
2/14	W	11-9	@ UH-Hilo
2/19	L	4-6	New Mexico
2/20	W	4-3 (11)	New Mexico
2/21	L	0-18	New Mexico
2/22	L	1-7	New Mexico
2/26	W	11-3	+vs San Francisco
2/27	L	4-5	+vs San Francisco
2/28	W	9-7 (10)	+vs San Francisco
3/3	W	4-1	West Virginia
3/4	L	1-4	West Virginia
3/5	W	6-2	West Virginia
3/6	L	2-9	West Virginia
3/10	L	0-6	Michigan
3/11	L	4-5 (10)	Michigan
3/12	L	4-9	Michigan
3/12	L	3-5	Michigan
3/17	L	0-1	Chicago State
3/18	W	4-0	Chicago State
3/19	W	4-1	Chicago State
3/20	W	14-0	Chicago State
3/24	L	1-3	Santa Clara
3/25	W	8-1	Santa Clara
3/26	W	3-2	Santa Clara
3/27	L	4-5	Santa Clara
4/1	W	8-4	UC Irvine
4/2	W	8-5	UC Irvine
4/3	L	4-14	UC Irvine
4/8	W	6-5 (10)	@ UC Davis
4/9	W	5-0	@ UC Davis
4/10	W	7-2	@ UC Davis
4/15	W	6-3	Cal Poly
4/16	L	4-5	Cal Poly
4/17	L	2-5	Cal Poly
4/22	L	1-2	@ CSUN
4/23	W	6-5 (10)	@ CSUN
4/24	L	3-9	@ CSUN
4/25	L	2-13	@LMU
4/29	L	2-14	@UCSB
4/30	L	3-6	@UCSB
5/1	L	4-5	@UCSB
5/6	W	6-3	LBSU
5/7	L	4-11 (12)	LBSU
5/8	L	3-4	LBSU
5/13	L	1-2	UC Riverside
5/15	W	2-1	UC Riverside
5/15	W	5-4	UC Riverside
5/20	W	6-3	@CS Fullerton
5/21	L	3-8	@CS Fullerton
5/22	W	3-2	@CS Fullerton
5/27	L	2-11	Arizona
5/28	L	1-6	Arizona
5/29	L	3-5	Arizona

2017 (28-23, 10-14 Big West, 5th)  
Coach Mike Trapasso

Date	Result	Score	Opponent
2/17	L	0-4	NC State
2/18	W	8-3	NC State
2/19	L	1-8	NC State
2/23	L	1-3 (11)	San Francisco
2/24	L	1-3 (11)	San Francisco
2/25	W	3-2	San Francisco
2/26	W	3-2	San Francisco
3/2	W	11-2	@ Minnesota +
3/3	L	6-7	%vs. Iowa
3/4	W	4-0	%vs. Minnesota
3/5	W	6-4	%vs. Oral Roberts
3/9	W	6-3	Sacred Heart
3/10	W	4-1	Sacred Heart
3/11	W	8-2	Sacred Heart
3/12	W	6-5	Sacred Heart
3/15	L	6-7	Indiana
3/16	L	3-4	Indiana
3/17	L	5-8 (11)	Indiana
3/18	W	11-10	Indiana
3/23	W	6-2	San Jose State
3/24	W	8-7	San Jose State
3/25	W	5-4	San Jose State
3/26	W	14-1	San Jose State
3/30	W	12-5	Nevada
3/31	W	3-2	Nevada
4/1	L	2-9	Nevada
4/2	W	3-2	Nevada
4/8	W	11-1	@ Cal Poly [DH1]
4/8	L	5-15	@ Cal Poly [DH2]
4/9	L	1-7	@ Cal Poly
4/13	W	4-2	@ UC Riverside
4/14	L	2-9	@ UC Riverside
4/15	W	7-4	@ UC Riverside
4/22	L	4-11	UC Davis [DH1]
4/22	L	3-9	UC Davis [DH2]
4/23	W	3-1	UC Davis
4/28	L	7-8	@ CSUN
4/29	W	9-4	@ CSUN
4/30	W	7-6	@ CSUN
5/5	L	1-3	Cal St. Fullerton
5/6	W	4-1	Cal St. Fullerton
5/7	L	2-6	Cal St. Fullerton
5/12	W	6-2	UC Irvine
5/14	L	3-4	UC Irvine
5/15	L	4-5	UC Irvine
5/19	L	1-2	@ Long Beach St.
5/20	L	4-8	@ Long Beach St.
5/21	L	1-2	@ Long Beach St.
5/25	L	2-7	UC Santa Barbara
5/26	W	3-2	UC Santa Barbara
5/27	W	9-6	UC Santa Barbara

+ = Neutral Site - U.S. Bank Stadium, Minneapolis, Minn.  
% = Dairy Queen Classic (U.S. Bank Stadium, Minneapolis, Minn.)

2018 (27-24, 11-13 Big West, 6th)  
Coach Mike Trapasso

Date	Result	Score	Opponent
2/16	W	4-0	Air Force
2/17	W	4-1	Air Force
2/18	W	2-1	Air Force
2/22	W	3-2	BYU
2/23	L	3-4 (10)	BYU
2/24	L	3-4	BYU [DH]
2/24	W	8-3	BYU [DH]
3/1	L	0-3	Loyola Marymount
3/2	L	2-4	Loyola Marymount
3/3	W	5-3	Loyola Marymount
3/4	W	4-0	Loyola Marymount
3/9	W	4-2	@ LSU
3/10	L	1-5	@ LSU
3/11	L	1-14	@ LSU
3/15	W	6-1	Illinois State
3/16	W	7-6	Illinois State
3/17	W	7-3	Illinois State [DH]
3/17	W	7-6	Illinois State [DH]
3/23	L	8-3 (11)	Seton Hall
3/24	L	1-5	Seton Hall
3/25	W	8-6	Seton Hall
3/26	W	3-2	Seton Hall
3/29	W	4-3	@ UC Irvine
3/30	L	4-12	@ UC Irvine
3/31	W	14-2	@ UC Irvine
4/2	L	1-10	@ Pacific
4/5	W	5-3	@ UC Davis
4/7	W	8-5	@ UC Davis
4/8	L	3-10	@ UC Davis
4/13	W	5-4	UC Riverside
4/14	L	2-9	UC Riverside
4/15	W	5-0	UC Riverside
4/18	L	3-4	@ CSU Bakersfield
4/20	L	3-6	@ Cal St. Fullerton
4/21	W	6-4	@ Cal St. Fullerton
4/22	L	0-8	@ Cal St. Fullerton
4/27	W	5-3	CSUN
4/28	L	7-12	CSUN
4/29	L	0-2	CSUN
5/4	L	0-16	Cal Poly
5/5	L	9-10	Cal Poly
5/6	W	6-2	Cal Poly
5/11	W	6-4	@ Fresno State
5/12	W	8-5	@ Fresno State
5/13	L	1-3	@ Fresno State
5/18	L	2-7	LBSU
5/19	L	0-8	LBSU
5/20	W	4-1	LBSU
5/24	L	3-4	@ UCSB
5/25	L	5-6	@ UCSB
5/26	W	10-6	@ UCSB

2019 (20-30, 8-16 Big West, T7th)  
Coach Mike Trapasso

Date	Result	Score	Opponent
2/15	L	4-10 (10)	Portland
2/16	L	4-7	Portland [DH]
2/16	W	9-5	Portland [DH]
2/17	L	0-4	Portland
2/22	W	7-1	Iowa
2/23	L	8-10	Iowa [DH]
2/23	L	4-6	Iowa [DH]
2/24	W	8-7 (10)	Iowa
3/1	W	5-4	Longwood
3/2	W	9-1	Longwood
3/3	W	8-4	Longwood
3/5	W	9-3	Longwood
3/7	W	7-6	Oregon
3/8	L	1-3	Oregon
3/9	L	3-4	Oregon
3/10	L	7-8	Oregon
3/14	W	7-4	CSU Bakersfield
3/15	L	4-8	CSU Bakersfield
3/16	L	4-5	CSU Bakersfield
3/17	L	0-2	CSU Bakersfield
3/21	L	4-6	@ Ohio State
3/22	L	5-6	@ Ohio State
3/23	L	5-7	@ Ohio State
3/24	W	15-3	@ Ohio State
3/29	W	10-2	UC Irvine
3/30	L	5-8	UC Irvine
3/31	L	0-4	UC Irvine
4/5	W	9-5	UC Davis
4/6	L	3-6	UC Davis
4/7	W	13-6	UC Davis
4/12	L	5-16	@ UC Riverside
4/13	W	15-3	@ UC Riverside
4/14	L	3-4	@ UC Riverside
4/18	L	2-5	Cal St. Fullerton
4/19	W	8-6	Cal St. Fullerton
4/20	W	3-1	Cal St. Fullerton
4/24	W	5-2	@ San Diego
4/26	W	4-3	@ CSUN
4/27	L	2-10	@ CSUN
4/28	L	3-6	@ CSUN
4/30	W	6-2	@ Cal Baptist
5/3	L	4-12	@ Cal Poly
5/4	L	2-3	@ Cal Poly
5/5	W	4-1	@ Cal Poly
5/17	L	2-8	UCSB
5/18	L	1-11	UCSB
5/19	L	3-6 (11)	UCSB
5/23	L	0-3	@ LBSU
5/24	L	4-5	@ LBSU
5/25	L	4-9	@ LBSU

+ = Neutral Site - SMC in Moraga, Calif.



# ALL-TIME RESULTS

## 2020 (11-6, 0-0 Big West)

Coach Mike Trapasso

Date	Result	Score	Opponent
2/7	W	5-4	Hawaii-Hilo
2/8	W	6-4	Hawaii-Hilo
2/14	L	3-1	North Dakota St.
2/15	W	10-2	North Dakota St.
2/16	W	11-3	North Dakota St.
2/17	W	8-0	North Dakota St.
2/20	L	6-2	Washington State
2/21	W	4-2	Washington State
2/22	W	4-3	Washington State
2/23	W	6-5	Washington State
2/28	L	5-1	@ Vanderbilt
2/29	W	3-1	@ Vanderbilt
3/1	L	7-5	@ Vanderbilt
3/5	W	6-4	Oregon
3/6	W	13-5	Oregon
3/7	W	7-6	Oregon
3/8	L	13-2	Oregon

## 2021 (24-26, 16-24 Big West)

Coach Mike Trapasso

Date	Result	Score	Opponent
2/26	W	3-2	@ Arizona State
2/27	L	6-5	@ Arizona State
2/27	L	39-6	@ Arizona State
3/4	W	12-1	Hawaii Pacific
3/5	W	14-3	Hawaii Pacific
3/6	W	10-2	Hawaii Pacific
3/7	W	10-0	Hawaii Pacific
3/13	W	3-2	Hawaii Hilo
3/13	W	6-2	Hawaii Hilo
3/14	W	13-0	Hawaii Hilo
3/19	W	3-2	Long Beach State
3/20	W	1-0	Long Beach State
3/20	W	6-4	Long Beach State
3/21	L	8-5	Long Beach State
3/26	L	4-0	@ UC Irvine
3/27	L	12-5	@ UC Irvine
3/27	L	4-3	@ UC Irvine
3/28	L	20-10 (7)	@ UC Irvine
4/2	L	3-0	#28 UCSB
4/3	L	5-4	#28 UCSB
4/3	W	6-5	#28 UCSB
4/4	L	9-1	#28 UCSB
4/9	W	7-5	@ UC Riverside
4/10	W	7-0	@ UC Riverside
4/10	W	13-4	@ UC Riverside
4/11	L	9-2	@ UC Riverside
4/16	L	5-2	CSU Bakersfield
4/17	L	4-1	CSU Bakersfield
4/17	W	11-4	CSU Bakersfield
4/18	L	7-4	CSU Bakersfield
4/23	W	6-2	UC Davis
4/24	W	8-3	UC Davis
4/24	W	7-2	UC Davis
4/25	W	9-2	UC Davis
4/30	L	5-4 (11)	CS Fullerton
5/1	W	4-1	CS Fullerton
5/1	W	16-8	CS Fullerton
5/2	W	8-2	CS Fullerton
5/14	L	9-1	@ CSUN
5/15	L	12-0 (7)	@ CSUN
5/15	L	4-3	@ CSUN
5/16	L	6-4	@ CSUN
5/21	L	6-2	UC San Diego
5/22	L	4-2	UC San Diego
5/22	W	5-2	UC San Diego
5/23	L	3-2	UC San Diego
5/28	L	13-3 (7)	@ Cal Poly
5/29	L	5-4	@ Cal Poly
5/29	L	14-4 (7)	@ Cal Poly
5/30	L	6-2	@ Cal Poly

## 2022 (28-24, 19-11 Big West)

Coach Rich Hill

Date	Result	Score	Opponent
2/18	L	5-4	Washington State
2/19	L	4-2	Washington State
2/20	W	6-3	Washington State
2/21	W	7-4	Washington State
2/25	L	7-1	@ SDSU
2/26	L	9-3	UNLV
2/27	W	8-4	Fresno State
2/28	W	8-5 (15)	@ SDSU
3/4	L	9-2	Vanderbilt
3/5	L	13-1 (7)	Vanderbilt
3/5	L	12-1	Vanderbilt
3/6	L	2-1	Vanderbilt
3/11	W	11-10	Rutgers
3/12	L	13-1 (7)	Rutgers
3/12	L	6-2	Rutgers
3/13	W	13-7	Rutgers
3/18	L	4-0	@ Long Beach State
3/19	L	5-4	@ Long Beach State
3/20	W	6-3	@ Long Beach State
3/25	L	6-5	UC Irvine
3/26	W	4-3	UC Irvine
3/27	L	7-1	UC Irvine
4/1	L	8-4	@ UCSB
4/2	L	8-3	@ UCSB
4/3	W	13-9 (13)	@ UCSB
4/4	W	9-2	@ Southern Cal
4/8	W	5-2	UC Riverside
4/9	W	11-7	UC Riverside
4/10	W	5-1	UC Riverside
4/14	W	7-4	@ CSU Bakersfield
4/15	W	4-1	@ CSU Bakersfield
4/16	W	20-6	@ CSU Bakersfield
4/19	L	10-7	@ Fresno State
4/22	W	3-0	@ UC Davis
4/23	L	3-2	@ UC Davis
4/24	W	17-1	@ UC Davis
4/29	L	7-0	CS Fullerton
4/30	W	5-4	CS Fullerton
5/1	W	17-3	CS Fullerton
5/6	L	11-5	@ UNLV
5/7	W	13-3	@ UNLV
5/8	W	18-13	@ UNLV
5/12	L	14-2	CSUN
5/13	W	3-0	CSUN
5/15	W	10-1	CSUN
5/20	W	7-4	@ UC San Diego
5/21	W	9-5	@ UC San Diego
5/22	W	4-0	@ UC San Diego
5/23	L	6-4	@ Cal Baptist
5/26	L	5-3	Cal Poly
5/27	L	7-2	Cal Poly
5/28	W	6-4	Cal Poly



**INDIVIDUAL HITTING**

**BATTING AVERAGE**

Season (min. 100 at-bats)  
 .417 \_\_\_\_\_ Greg Oniate, 1981  
 .399 \_\_\_\_\_ Mario Monico, 1984  
 .398 \_\_\_\_\_ Robert Medeiros, 1997  
 .398 \_\_\_\_\_ Mario Monico, 1985  
 .395 \_\_\_\_\_ Thad Reece, 1979  
 .393 \_\_\_\_\_ Tim Albert, 1991  
 .391 \_\_\_\_\_ Charles Jackson, 1984  
 .389 \_\_\_\_\_ Brandon Haislet, 2008  
 .389 \_\_\_\_\_ Kenny Harrison, 1993  
 .389 \_\_\_\_\_ Bill Blanchette, 1992  
 Career (min. 300 at-bats)  
 .367 \_\_\_\_\_ Mario Monico, 1982-85  
 .363 \_\_\_\_\_ Brandon Haislet, 2007-08  
 .361 \_\_\_\_\_ Charles Jackson, 1982-84  
 .358 \_\_\_\_\_ Kolten Wong, 2009-11  
 .355 \_\_\_\_\_ Joey Meyer, 1982-85  
 .353 \_\_\_\_\_ Greg Oniate, 1980-83  
 .353 \_\_\_\_\_ Justin Frash, 2006-07  
 .348 \_\_\_\_\_ Jamie Aloy, 1997-2000  
 .342 \_\_\_\_\_ Kenny Harrison, 1990-93  
 .341 \_\_\_\_\_ Bill Blanchette, 1990-92

**SLUGGING PERCENTAGE**

Season (min. 100 at-bats)  
 .723 \_\_\_\_\_ John Matias, 1988  
 .685 \_\_\_\_\_ Greg Oniate, 1981  
 .643 \_\_\_\_\_ Robert Medeiros, 1997  
 .640 \_\_\_\_\_ Mario Monico, 1985  
 .633 \_\_\_\_\_ Kris Sanchez, 2007  
 .632 \_\_\_\_\_ Glenn Braggs, 1983  
 .625 \_\_\_\_\_ Kenny Harrison, 1993  
 .624 \_\_\_\_\_ Markus Owens, 1986  
 .621 \_\_\_\_\_ Joey Meyer, 1983  
 .620 \_\_\_\_\_ Gregg Omori, 2001  
 Career (min. 300 at-bats)  
 .591 \_\_\_\_\_ Joey Meyer, 1982-83  
 .572 \_\_\_\_\_ John Matias, 1985-89  
 .563 \_\_\_\_\_ Kolten Wong, 2009-11  
 .559 \_\_\_\_\_ Franz Yuen, 1991-94  
 .552 \_\_\_\_\_ Greg Oniate, 1980-83  
 .546 \_\_\_\_\_ Kris Sanchez, 2006-07  
 .544 \_\_\_\_\_ Charles Jackson, 1982-84  
 .541 \_\_\_\_\_ Brandon Haislet, 2007-08  
 .529 \_\_\_\_\_ Gregg Omori, 2001-02  
 .528 \_\_\_\_\_ Mario Monico, 1982-85

**MOST AT-BATS**

Game  
 9 \_ Sean Montplaisir at San Jose State, 4/4/08  
 Season  
 308 \_\_\_\_\_ Todd Crosby, 1985  
 301 \_\_\_\_\_ Rick Bass, 1981  
 297 \_\_\_\_\_ Sam Kakazu, 1979  
 297 \_\_\_\_\_ Rick Bass, 1980  
 286 \_\_\_\_\_ Thad Reece, 1979  
 279 \_\_\_\_\_ Thad Reece, 1980  
 275 \_\_\_\_\_ Dan Nyssen, 1987  
 274 \_\_\_\_\_ Collin Tanabe, 1980  
 272 \_\_\_\_\_ Kelsey Isa, 1985  
 268 \_\_\_\_\_ Ron Nomura, 1979  
 Career  
 990 \_\_\_\_\_ Rick Bass, 1977-80  
 970 \_\_\_\_\_ Thad Reece, 1978-81  
 867 \_\_\_\_\_ Randy Oyama, 1984-88  
 834 \_\_\_\_\_ Collin Tanabe, 1978-81  
 820 \_\_\_\_\_ Mario Monico, 1982-85  
 810 \_\_\_\_\_ Todd Takayoshi, 1988-91  
 809 \_\_\_\_\_ Jeff Van Doornum, 2008-11  
 805 \_\_\_\_\_ Pi'ikea Kitamura, 2010-13

798 \_\_\_\_\_ Curt Watanabe, 1976-79  
 768 \_\_\_\_\_ Dan Nyssen, 1985-87

**MOST RUNS SCORED**

Game  
 7 \_ Michael Dantt at Air Force, 4/8/99  
 Season  
 99 \_\_\_\_\_ Rick Bass, 1979  
 97 \_\_\_\_\_ Thad Reece, 1979  
 91 \_\_\_\_\_ Rick Bass, 1980  
 90 \_\_\_\_\_ Todd Crosby, 1985  
 82 \_\_\_\_\_ Mario Monico, 1984  
 81 \_\_\_\_\_ Thad Reece, 1980  
 79 \_\_\_\_\_ Curt Watanabe, 1979  
 73 \_\_\_\_\_ Mario Monico, 1985  
 72 \_\_\_\_\_ Todd Takayoshi, 1989  
 70 \_\_\_\_\_ Charles Jackson, 1984  
 Career  
 278 \_\_\_\_\_ Rick Bass, 1977-80  
 270 \_\_\_\_\_ Thad Reece, 1978-81  
 256 \_\_\_\_\_ Mario Monico, 1982-85  
 209 \_\_\_\_\_ Todd Takayoshi, 1988-91  
 200 \_\_\_\_\_ Todd Crosby, 1984-86  
 194 \_\_\_\_\_ Randy Inaba, 1982-85  
 182 \_\_\_\_\_ Randy Oyama, 1984-88  
 182 \_\_\_\_\_ Ross Kagawa, 1985-89  
 178 \_\_\_\_\_ Curt Watanabe, 1976-79  
 174 \_\_\_\_\_ John Matias, 1985-89

**MOST HITS**

Game  
 6 \_ Michael Dantt at Air Force, 4/8/99  
 Season  
 113 \_\_\_\_\_ Thad Reece, 1979  
 112 \_\_\_\_\_ Curt Watanabe, 1979  
 105 \_\_\_\_\_ Mario Monico, 1985  
 104 \_\_\_\_\_ Rick Bass, 1980  
 102 \_\_\_\_\_ Rick Bass, 1979  
 102 \_\_\_\_\_ Todd Crosby, 1985  
 97 \_\_\_\_\_ Collin Tanabe, 1980  
 97 \_\_\_\_\_ Mario Monico, 1984  
 89 \_\_\_\_\_ Brandon Haislet, 2008  
 89 \_\_\_\_\_ Kolten Wong, 2010  
 Career  
 319 \_\_\_\_\_ Rick Bass, 1977-80  
 317 \_\_\_\_\_ Thad Reece, 1978-81  
 301 \_\_\_\_\_ Mario Monico, 1982-85  
 278 \_\_\_\_\_ Collin Tanabe, 1978-81  
 269 \_\_\_\_\_ Greg Oniate, 1980-83  
 269 \_\_\_\_\_ Todd Takayoshi, 1988-91  
 266 \_\_\_\_\_ Curt Watanabe, 1976-79  
 249 \_\_\_\_\_ Randy Oyama, 1984-88  
 245 \_\_\_\_\_ Kolten Wong, 2009-11  
 240 \_\_\_\_\_ Jeff Van Doornum, 2008-11

**MOST DOUBLES**

Game  
 3 \_ by many, last by Daylen Calicdan vs. UC Davis 4/7/19  
 Season  
 25 \_\_\_\_\_ Charles Jackson, 1984  
 25 \_\_\_\_\_ Gregg Omori, 2001  
 24 \_\_\_\_\_ Thad Reece, 1979  
 23 \_\_\_\_\_ Kris Sanchez, 2007  
 23 \_\_\_\_\_ Mario Monico, 1984  
 23 \_\_\_\_\_ Greg Oniate, 1982  
 22 \_\_\_\_\_ Brandon Haislet, 2008  
 22 \_\_\_\_\_ Mario Monico, 1985  
 22 \_\_\_\_\_ Collin Tanabe, 1981  
 22 \_\_\_\_\_ Collin Tanabe, 1980  
 Career  
 66 \_\_\_\_\_ Greg Oniate, 1980-83  
 60 \_\_\_\_\_ Matt Inouye, 2003-06  
 60 \_\_\_\_\_ Collin Tanabe, 1978-81  
 60 \_\_\_\_\_ Mario Monico, 1982-85


55 \_\_\_\_\_ Todd Takayoshi, 1988-91  
 49 \_\_\_\_\_ Rick Bass, 1977-80  
 49 \_\_\_\_\_ Thad Reece, 1978-81  
 49 \_\_\_\_\_ Howard Dashesky, 1979-82  
 51 \_\_\_\_\_ Jeff Van Doornum, 2008-11  
 47 \_\_\_\_\_ Mark McWherter, 1985-89  
 47 \_\_\_\_\_ Kolten Wong, 2009-11

**MOST TRIPLES**

Game  
 2 \_ by many, last by Matt Wong vs. Oregon, 3/7/2020  
 Season  
 12 \_\_\_\_\_ Dan Nyssen, 1987  
 10 \_\_\_\_\_ Franz Yuen, 1994  
 10 \_\_\_\_\_ Collin Tanabe, 1979  
 10 \_\_\_\_\_ Curt Watanabe, 1977  
 10 \_\_\_\_\_ Paul Mize, 1976  
 10 \_\_\_\_\_ Paul Mize, 1975  
 8 \_\_\_\_\_ Rick Bass, 1979  
 8 \_\_\_\_\_ Scott Craven, 1992  
 7 \_\_\_\_\_ Jon Hansen, 1979  
 7 \_\_\_\_\_ Collin Tanabe, 1980  
 7 \_\_\_\_\_ John Matias, 1987  
 7 \_\_\_\_\_ Brian Hart, 1989  
 7 \_\_\_\_\_ Ross Kagawa, 1989  
 7 \_\_\_\_\_ Jason Ross, 1994  
 Career  
 22 \_\_\_\_\_ Rick Bass, 1977-80  
 22 \_\_\_\_\_ Franz Yuen, 1991-94  
 22 \_\_\_\_\_ Curt Watanabe, 1976-79  
 21 \_\_\_\_\_ Dan Nyssen, 1985-87  
 20 \_\_\_\_\_ Collin Tanabe, 1978-81  
 17 \_\_\_\_\_ John Matias, 1985-89  
 16 \_\_\_\_\_ Jamie Aloy, 1997-00  
 16 \_\_\_\_\_ Jason Ross, 1994-96  
 16 \_\_\_\_\_ Corey Ishigo, 1992-95

**MOST HOME RUNS**

Game  
 3 \_ Jon Hansen at Hawai'i-Hilo, 2/2/79  
 \_ Wade Mauricio at Hawai'i-Hilo, 2/4/79  
 \_\_\_\_\_ Mario Monico vs. Utah, 5/17/85  
 \_\_\_\_\_ Mark McWherter at BYU, 5/6/88  
 \_\_\_\_\_ Kolten Wong vs. LMU, 3/15/09  
 Season  
 16 \_\_\_\_\_ Joey Meyer, 1983  
 15 \_\_\_\_\_ John Matias, 1988  
 14 \_\_\_\_\_ Kevin MacDonald, 2009  
 14 \_\_\_\_\_ Jeff Van Doornum, 2010  
 13 \_\_\_\_\_ Vinnie Catricala, 2009  
 12 \_\_\_\_\_ John Matias, 1989  
 11 \_\_\_\_\_ Kolten Wong, 2009  
 11 \_\_\_\_\_ Gregg Omori, 2001  
 11 \_\_\_\_\_ Glenn Braggs, 1983  
 10 \_\_\_\_\_ Kris Sanchez, 2007  
 Career  
 30 \_\_\_\_\_ John Matias, 1985-89  
 25 \_\_\_\_\_ Kolten Wong, 2009-11  
 24 \_\_\_\_\_ Greg Oniate, 1980-83  
 24 \_\_\_\_\_ Kevin MacDonald, 2007-10  
 23 \_\_\_\_\_ Joey Meyer, 1982-83  
 23 \_\_\_\_\_ Jeff Van Doornum, 2008-11  
 20 \_\_\_\_\_ Markus Owens, 1985-87  
 20 \_\_\_\_\_ Vinnie Catricala, 2007-09  
 18 \_\_\_\_\_ Todd Takayoshi, 1988-91  
 18 \_\_\_\_\_ Franz Yuen, 1991-94  
**MOST RUNS BATTED IN**  
 Inning  
 5 \_ Mario Monico vs. Utah, 5/17/85  
 \_\_\_\_\_ Steve Morris vs. Cornell, 3/26/87  
 \_ John Matias vs. New Mexico, 4/22/89  
 Game  
 10 \_ Mario Monico vs. Utah, 5/17/85  
 Season  
 78 \_\_\_\_\_ Mark McWherter, 1989  
 77 \_\_\_\_\_ Mario Monico, 1985  
 75 \_\_\_\_\_ Curt Watanabe, 1979



JOEY MEYER



# INDIVIDUAL HITTING RECORDS



**KOLTEN WONG**

- 75 \_\_\_\_\_ Charles Jackson, 1984
- 70 \_\_\_\_\_ Collin Tanabe, 1981
- 69 \_\_\_\_\_ Randy Inaba, 1985
- 67 \_\_\_\_\_ Todd Takayoshi, 1989
- 66 \_\_\_\_\_ Kris Sanchez, 2007
- 64 \_\_\_\_\_ Collin Tanabe, 1980
- 64 \_\_\_\_\_ Greg Oniate, 1981
- 64 \_\_\_\_\_ Todd Crosby, 1985
- 62 \_\_\_\_\_ Joey Meyer, 1983
- 60 \_\_\_\_\_ Kevin Macdonald, 2009
- 60 \_\_\_\_\_ Glenn Braggs, 1983
- 60 \_\_\_\_\_ Greg Oniate, 1983
- 60 \_\_\_\_\_ Dan Nyssen, 1986
- 60 \_\_\_\_\_ Randy Oyama, 1987

- Career**
- 237 \_\_\_\_\_ Greg Oniate, 1980-83
  - 209 \_\_\_\_\_ Collin Tanabe, 1978-81
  - 203 \_\_\_\_\_ Todd Takayoshi, 1988-91
  - 195 \_\_\_\_\_ Randy Oyama, 1984-88
  - 187 \_\_\_\_\_ Randy Inaba, 1982-85
  - 179 \_\_\_\_\_ Mario Monico, 1982-85
  - 166 \_\_\_\_\_ Mark McWherter, 1985-89
  - 164 \_\_\_\_\_ Thad Reece, 1978-81
  - 161 \_\_\_\_\_ Rick Bass, 1977-80
  - 157 \_\_\_\_\_ John Matias, 1985-89

## MOST TOTAL BASES

- Inning**
- 8 \_\_\_\_\_ Mario Monico vs. Utah, 5/17/85
  - \_\_\_\_\_ Mark McWherter at BYU, 5/6/88
- Game**
- 15 \_\_\_\_\_ Mario Monico vs. Utah, 5/17/85
- Season**
- 169 \_\_\_\_\_ Mario Monico, 1985
  - 142 \_\_\_\_\_ Gregg Omori, 2001
  - 138 \_\_\_\_\_ Kris Sanchez, 2007
  - 137 \_\_\_\_\_ Mark McWherter, 1989
  - 134 \_\_\_\_\_ Brandon Haislet, 2008
  - 134 \_\_\_\_\_ Todd Crosby, 1985
  - 133 \_\_\_\_\_ Kolten Wong, 2010
  - 132 \_\_\_\_\_ Kolten Wong, 2009

- 132 \_\_\_\_\_ Todd Takayoshi, 1991
  - 131 \_\_\_\_\_ Markus Owens, 1986
- Career**
- 433 \_\_\_\_\_ Mario Monico, 1982-85
  - 424 \_\_\_\_\_ Rick Bass, 1977-80
  - 423 \_\_\_\_\_ Collin Tanabe, 1978-81
  - 421 \_\_\_\_\_ Greg Oniate, 1980-83
  - 400 \_\_\_\_\_ Todd Takayoshi, 1988-91
  - 396 \_\_\_\_\_ Thad Reece, 1978-81
  - 385 \_\_\_\_\_ Kolten Wong, 2009-11
  - 370 \_\_\_\_\_ Jeff Van Doornum, 2008-11
  - 364 \_\_\_\_\_ John Matias, 1985-89
  - 349 \_\_\_\_\_ Randy Oyama, 1984-88

## MOST STOLEN BASES

- Inning**
- 2 \_\_\_\_\_ by many
- Game**
- 5 \_\_\_\_\_ Terry Derby vs. Kearney St., 3/6/83
- Season**
- 50 \_\_\_\_\_ Rick Bass, 1979
  - 41 \_\_\_\_\_ Ross Kagawa, 1988
  - 39 \_\_\_\_\_ Rick Bass, 1980
  - 38 \_\_\_\_\_ Thad Reece, 1980
  - 36 \_\_\_\_\_ Kevin Williams, 1980
  - 34 \_\_\_\_\_ Thad Reece, 1979
  - 34 \_\_\_\_\_ Sean Takamori, 1999
  - 33 \_\_\_\_\_ Rick Bass, 1978
  - 33 \_\_\_\_\_ Terry Derby, 1982
  - 33 \_\_\_\_\_ Terry Derby, 1983
  - 33 \_\_\_\_\_ Darren Blakely, 1998
  - 33 \_\_\_\_\_ John Matias, 1989
- Career**
- 132 \_\_\_\_\_ Rick Bass, 1977-80
  - 114 \_\_\_\_\_ Thad Reece, 1978-81
  - 112 \_\_\_\_\_ Ross Kagawa, 1985-89
  - 72 \_\_\_\_\_ Todd Takayoshi, 1988-91
  - 71 \_\_\_\_\_ Mario Monico, 1982-85
  - 71 \_\_\_\_\_ Robert Medeiros, 1994-97
  - 70 \_\_\_\_\_ John Matias, 1985-89
  - 66 \_\_\_\_\_ Terry Derby, 1982-83

- 65 \_\_\_\_\_ Kevin Williams, 1979-80
- 64 \_\_\_\_\_ Neal Honma, 1995-98

## MOST HIT-BY-PITCHES

- Game**
- 3 \_\_\_\_\_ Matt LoCoco  
at Pepperdine, 2/26/15
  - 3 \_\_\_\_\_ Jacob Igawa  
at San Diego State, 2/28/22
- Season**
- 26 \_\_\_\_\_ Darren Blakely, 1998
  - 22 \_\_\_\_\_ Robbie Wilder, 2006
  - 17 \_\_\_\_\_ Chris Garnett, 1996
  - 15 \_\_\_\_\_ Matt Inouye, 2004
  - 15 \_\_\_\_\_ Jonathan Hee, 2008
  - 13 \_\_\_\_\_ Rick Bass, 1980
  - 13 \_\_\_\_\_ Sean Takamori, 1999
  - 12 \_\_\_\_\_ Dallas Duarte, 2022
  - 12 \_\_\_\_\_ Jacob Igawa, 2022
  - 12 \_\_\_\_\_ Matthew Inouye, 2006
  - 12 \_\_\_\_\_ Trevor Podratz, 2012
  - 11 \_\_\_\_\_ Collin Bennett, 2012
  - 11 \_\_\_\_\_ Sy Farinas, 1993
  - 11 \_\_\_\_\_ Matt Wheeler, 1998
  - 11 \_\_\_\_\_ Corey Miller, 1999
  - 11 \_\_\_\_\_ Creighton Kahoali'i, 2004
  - 11 \_\_\_\_\_ Brandon Haislet, 2008
- Career**
- 37 \_\_\_\_\_ Darren Blakely, 1996-98
  - 35 \_\_\_\_\_ Scotty Scott, 2019-2022
  - 35 \_\_\_\_\_ Matt Inouye, 2003-06
  - 31 \_\_\_\_\_ Robbie Wilder, 2004-06
  - 27 \_\_\_\_\_ Steve Otani, 1988-91
  - 26 \_\_\_\_\_ Jon Hee, 2004-08
  - 25 \_\_\_\_\_ Dallas Duarte, 2019-present
  - 23 \_\_\_\_\_ Tyler Cheff, 1990-94
  - 22 \_\_\_\_\_ Schafer Magana, 2002-05
  - 20 \_\_\_\_\_ Jacob Igawa, 2021-present
  - 20 \_\_\_\_\_ Lars Hansen, 1996-99
  - 20 \_\_\_\_\_ Brandon Haislet, 2007-08
  - 20 \_\_\_\_\_ Kevin MacDonald, 2007-10
  - 20 \_\_\_\_\_ Sean Montplaisir, 2008-11
  - 20 \_\_\_\_\_ Pi'ikea Kitamura, 2010-13
  - 20 \_\_\_\_\_ Collin Bennett, 2010-12

## MOST WALKS

- Inning**
- 2 \_\_\_\_\_ by many
- Game**
- 5 \_\_\_\_\_ Kimmo Perkins vs. Vanderbilt, 2/28/81
  - \_\_\_\_\_ Ryan Kato vs. UC Santa Barbara, 3/6/88
  - \_\_\_\_\_ Rocky Russo vs. Wichita State, 2/22/03
- Season**
- 78 \_\_\_\_\_ Todd Crosby, 1985
  - 76 \_\_\_\_\_ Mario Monico, 1985
  - 71 \_\_\_\_\_ Kimo Perkins, 1981
  - 71 \_\_\_\_\_ Rick Bass, 1979
  - 68 \_\_\_\_\_ Markus Owens, 1987
  - 67 \_\_\_\_\_ Mario Monico, 1984
  - 64 \_\_\_\_\_ Steve Otani, 1989
  - 63 \_\_\_\_\_ Randy Inaba, 1985
  - 61 \_\_\_\_\_ Vern Ramie, 1979
  - 60 \_\_\_\_\_ Markus Owens, 1986
  - 60 \_\_\_\_\_ Chuck Jackson, 1984
  - 60 \_\_\_\_\_ Mario Monico, 1983
- Career**
- 240 \_\_\_\_\_ Mario Monico, 1982-85
  - 204 \_\_\_\_\_ Thad Reece, 1978-81
  - 204 \_\_\_\_\_ Randy Oyama, 1984-88
  - 195 \_\_\_\_\_ Todd Takayoshi, 1988-91
  - 188 \_\_\_\_\_ Randy Inaba, 1982-85
  - 184 \_\_\_\_\_ Rick Bass, 1977-80
  - 176 \_\_\_\_\_ Greg Oniate, 1980-83

- 156 \_\_\_\_\_ Steve Otani, 1988-91
- 155 \_\_\_\_\_ Todd Crosby, 1984-86
- 153 \_\_\_\_\_ Kimo Perkins, 1978-81

## MOST STRIKEOUTS

- Inning**
- 2 \_\_\_\_\_ by many
- Game**
- 5 \_\_\_\_\_ Terry Derby vs. Arizona, 2/24/83
  - \_\_\_\_\_ Isaac Omura vs. Sacramento St., 3/1/05
- Season**
- 64 \_\_\_\_\_ Jeff Van Doornum, 2011
  - 61 \_\_\_\_\_ Tim Montgomery, 2001
  - 55 \_\_\_\_\_ Tim Montgomery, 2002
  - 55 \_\_\_\_\_ Jeff Van Doornum, 2010
  - 55 \_\_\_\_\_ Zack Swasey, 2011
  - 54 \_\_\_\_\_ Matt LoCoco, 2016
  - 54 \_\_\_\_\_ Alex Fitchett, 2017
  - 53 \_\_\_\_\_ Sean Montplaisir, 2011
  - 52 \_\_\_\_\_ Alex Fitchett, 2016
  - 52 \_\_\_\_\_ Max Duval, 2012
  - 52 \_\_\_\_\_ Trevor Podratz, 2012
  - 52 \_\_\_\_\_ Kevin MacDonald, 2009
- Career**
- 209 \_\_\_\_\_ Jeff Van Doornum, 2008-11
  - 160 \_\_\_\_\_ Tim Montgomery, 2001-03
  - 159 \_\_\_\_\_ Kevin MacDonald, 2007-10
  - 142 \_\_\_\_\_ Jamie Aloy, 1997-2000
  - 138 \_\_\_\_\_ Sean Montplaisir, 2008-11
  - 131 \_\_\_\_\_ Matt Inouye, 2003-06
  - 122 \_\_\_\_\_ John Matias, 1985-89
  - 119 \_\_\_\_\_ Eric Ramirez, 2015-18
  - 116 \_\_\_\_\_ Jody Napuunoa, 1993-96
  - 114 \_\_\_\_\_ Mark McWherter, 1985-89
  - 111 \_\_\_\_\_ Randy Oyama, 1984-88
  - 111 \_\_\_\_\_ Deron Moreland, 1988-91
  - 111 \_\_\_\_\_ Darren Blakely, 1996-98

## MOST SACRIFICE BUNTS

- Game**
- 3 \_\_\_\_\_ Brian Bock vs. San Francisco, 3/5/03
- Season**
- 22 \_\_\_\_\_ Johnny Weeks, 2018
  - 21 \_\_\_\_\_ Michael Dartt, 1999
  - 15 \_\_\_\_\_ Andrew Sansaver, 2004
  - 14 \_\_\_\_\_ Ross Kagawa, 1989
  - 14 \_\_\_\_\_ Jon Hansen, 1979
  - 13 \_\_\_\_\_ Rick Bass, 1980
  - 13 \_\_\_\_\_ Keoni Hansen, 1996
  - 13 \_\_\_\_\_ Andrew Sansaver, 2003
  - 13 \_\_\_\_\_ Jon Viela, 1991
  - 12 \_\_\_\_\_ Steve Otani, 1989
  - 12 \_\_\_\_\_ Schafer Magana, 2005
  - 12 \_\_\_\_\_ Rick Bass, 1979
- Career**
- 46 \_\_\_\_\_ Johnny Weeks, 2015-18
  - 40 \_\_\_\_\_ Michael Dartt, 1996-99
  - 34 \_\_\_\_\_ Steve Otani, 1988-91
  - 29 \_\_\_\_\_ Schafer Magana, 2002-05
  - 29 \_\_\_\_\_ Derek DuPree, 2005-07
  - 28 \_\_\_\_\_ Ross Kagawa, 1985-89
  - 28 \_\_\_\_\_ Andrew Sansaver, 2003-04
  - 24 \_\_\_\_\_ Jon Viela, 1988-91
  - 21 \_\_\_\_\_ Jacob Sheldon-Collins, 2015-16
  - 21 \_\_\_\_\_ Greg Garcia, 2008-10

## MOST SACRIFICE FLIES

- Game**
- 2 \_\_\_\_\_ by many, last by Pi'ikea Kitamura at New Mexico State, 5/21/11
- Season**
- 10 \_\_\_\_\_ Todd Crosby, 1984
- Career**



- 21 \_\_\_\_\_ Rick Bass, 1977-80
- 19 \_\_\_\_\_ Greg Oniate, 1980-83
- 18 \_\_\_\_\_ Todd Crosby, 1984-86
- 16 \_\_\_\_\_ Collin Tanabe, 1978-81
- 15 \_\_\_\_\_ Randy Inaba, 1982-85
- 14 \_\_\_\_\_ Jon Hansen, 1977-79
- 13 \_\_\_\_\_ Derron Moreland, 1988-91
- 13 \_\_\_\_\_ Todd Takayoshi, 1988-91
- 13 \_\_\_\_\_ Jody Napuunoa, 1993-96
- 12 \_\_\_\_\_ Kimo Perkins, 1978-81
- 12 \_\_\_\_\_ Lance Belen, 1982-84
- 12 \_\_\_\_\_ Mario Monico, 1982-85
- 12 \_\_\_\_\_ Larry Gonzales, 1986-88
- 12 \_\_\_\_\_ Pi'ikea Kitamura, 2010-13

**INDIVIDUAL PITCHING**

**MOST INNINGS PITCHED**

- Game
- 15 \_\_ Gerald Ako vs. Florida St., 4/4/77
- Season
- 174.1 \_\_\_\_\_ Derek Tatsuno, 1979
- 144.1 \_\_\_\_\_ Bill Blanchette, 1991
- 137.1 \_\_\_\_\_ Mike Campbell, 1985
- 137.0 \_\_\_\_\_ Andrew McNally, 1993
- 136.1 \_\_\_\_\_ Chuck Crim, 1980
- 133.1 \_\_\_\_\_ Scott Karl, 1992
- 128.2 \_\_\_\_\_ Chuck Crim, 1982
- 126.2 \_\_\_\_\_ Bobby Moore, 1994
- 126.0 \_\_\_\_\_ Matt Apana, 1993
- 124.1 \_\_\_\_\_ Gerald Ako, 1977
- Career
- 402.1 \_\_\_\_\_ Derek Tatsuno, 1977-79
- 382.0 \_\_ Andrew McNally, 1993-95, '97
- 366.2 \_\_\_\_\_ Chuck Crim, 1980-82
- 356.2 \_\_\_\_\_ Gerald Ako, 1974-77
- 346.0 \_\_\_\_\_ Ricky Bauer, 2002-05
- 337.2 \_\_\_\_\_ Brady Perreira, 1989-92
- 328.1 \_\_\_\_\_ Matt Sisto, 2009-12
- 327.0 \_\_\_\_\_ Scott Karl, 1990-92
- 325.0 \_\_\_\_\_ Jamie Aloy, 1997-2000
- 314.1 \_\_\_\_\_ Bruce Walton, 1982-85

**MOST EARNED RUNS ALLOWED**

- Inning
- 9 \_\_\_\_ Rocky Ynclan at Air Force, 4/7/89
- Game
- 12 \_\_\_\_\_ David Smith vs. Wichita St., 4/13/81
- Season
- 74 \_\_\_\_\_ Robbie Robinson, 1997
- 71 \_\_\_\_\_ Bruce Walton, 1985
- 69 \_\_\_\_\_ Andrew McNally, 1994
- 68 \_\_\_\_\_ Bobby Moore, 1994
- 66 \_\_\_\_\_ Norman Holt, 1998
- 65 \_\_\_\_\_ Greg Burlingame, 1985
- 61 \_\_\_\_\_ Mark Johnson, 1996
- 60 \_\_\_\_\_ Chris George, 2002
- 60 \_\_\_\_\_ Mike Campbell, 1985
- 59 \_\_\_\_\_ Chuck Crim, 1981
- 59 \_\_\_\_\_ Robbie Robinson, 1996
- Career
- 205 \_\_ Andrew McNally, 1993-95, '97
- 194 \_\_\_\_\_ Robbie Robinson, 1994-97
- 175 \_\_\_\_\_ Jamie Aloy, 1997-2000
- 168 \_\_\_\_\_ Ricky Bauer, 2002-05
- 161 \_\_\_\_\_ Bruce Walton, 1982-85
- 161 \_\_\_\_\_ Jeff Vierra, 1985-89
- 151 \_\_\_\_\_ Matt Sisto, 2009-12
- 146 \_\_\_\_\_ Chuck Crim, 1980-82
- 146 \_\_\_\_\_ Randon Ho, 1996, '98-2000
- 142 \_\_\_\_\_ Mark Furtak, 1985-87

**MOST TOTAL RUNS ALLOWED**


- Inning
- 9 \_\_\_\_ Rocky Ynclan at Air Force, 4/7/89
- Game
- 12 \_\_\_\_\_ David Smith vs. Wichita St., 4/13/81
- Season
- 89 \_\_\_\_\_ Robbie Robinson, 1997
- 79 \_\_\_\_\_ Andrew McNally, 1994
- 77 \_\_\_\_\_ Bobby Moore, 1994
- 77 \_\_\_\_\_ Paul Ah Yat, 1996
- 75 \_\_\_\_\_ Mark Johnson, 1996
- 73 \_\_\_\_\_ Norman Holt, 1988
- 73 \_\_\_\_\_ Sean Yamashita, 2001
- 72 \_\_\_\_\_ Rich Snider, 2000
- 71 \_\_\_\_\_ Chuck Crim, 1981
- 70 \_\_\_\_\_ Chris George, 2002
- Career
- 241 \_\_ Andrew McNally 1993-95, '97
- 230 \_\_\_\_\_ Robbie Robinson, 1994-97
- 211 \_\_\_\_\_ Jamie Aloy, 1997-2000
- 209 \_\_\_\_\_ Ricky Bauer, 2002-05
- 199 \_\_\_\_\_ Bruce Walton, 1982-85
- 192 \_\_\_\_\_ Chuck Crim, 1980-82
- 191 \_\_\_\_\_ Jeff Vierra, 1985-89
- 179 \_\_\_\_\_ Matt Sisto, 2009-12
- 178 \_\_\_\_\_ Randon Ho, 1996, '98-2000
- 170 \_\_\_\_\_ Mark Furtak, 1985-87
- 170 \_\_\_\_\_ Brady Perreira, 1989-92

**MOST-HIT BATTERS**

- Inning
- 3 \_\_\_\_ Ross Hayashi vs. USC, 2/18/84
- Colby Kashimoto vs. Hawai'i-Hilo, 1/26/93
- Paul Ah Yat at CSUN, 3/12/96
- Tai Atkins at Long Beach State, 3/19/22
- Game
- 5 \_\_ Scott Squier vs. UC Santa Barbara, 3/31/13
- Season
- 17 \_\_\_\_\_ Jamie Aloy, 2000
- 15 \_\_\_\_\_ Matt Apana, 1993
- 15 \_\_\_\_\_ Jeff Coleman, 2001
- 14 \_\_\_\_\_ Chad Giannetti, 2001
- 14 \_\_\_\_\_ Scott Squier, 2013
- 14 \_\_\_\_\_ Aaron Davenport, 2019
- 13 \_\_\_\_\_ LJ Brewster, 2015
- 13 \_\_\_\_\_ Scott Squier, 2012
- 13 \_\_\_\_\_ Josh Slaats, 2010
- 13 \_\_\_\_\_ Ricky Bauer, 2002
- 13 \_\_\_\_\_ Chris George, 2002
- 13 \_\_\_\_\_ Daven Hermosura, 1997
- 13 \_\_\_\_\_ Mark Johnson, 1996
- 13 \_\_\_\_\_ Tai Atkins, 2022
- 13 \_\_\_\_\_ Cameron Hagan, 2022
- Career
- 44 \_\_\_\_\_ Ricky Bauer, 2002-05
- 39 \_\_\_\_\_ Scott Squier, 2012-14
- 33 \_\_\_\_\_ Mark Johnson, 1994-96
- 33 \_\_\_\_\_ Robbie Robinson, 1994-97
- 32 \_\_\_\_\_ Jamie Aloy, 1997-2000
- 31 \_\_ Andrew McNally, 1993-95, '97
- 26 \_\_\_\_\_ Sean Yamashita, 1999-02
- 26 \_\_\_\_\_ Gerald Ako, 1974-77
- 26 \_\_\_\_\_ Kamuela Binkie, 1994, '96-98
- 25 \_\_\_\_\_ Chris George, 2002-03

**MOST STRIKEOUTS**

- Inning
- 4 \_\_\_\_ Rocky Ynclan vs. Colorado St., (4/15/89)
- Game
- 20 \_\_\_\_\_ Derek Tatsuno vs. Oregon, 5/20/78
- Season



**CHUCK CRIM**

- 234 \_\_\_\_\_ Derek Tatsuno, 1979
- 161 \_\_\_\_\_ Derek Tatsuno, 1978
- 146 \_\_\_\_\_ Derek Tatsuno, 1979
- 146 \_\_\_\_\_ Scott Karl, 1992
- 145 \_\_\_\_\_ Mike Campbell, 1985
- 132 \_\_\_\_\_ Mark Johnson, 1996
- 127 \_\_\_\_\_ Bryan Duquette, 1980
- 123 \_\_\_\_\_ Steven Wright, 2006
- 119 \_\_\_\_\_ Mike Campbell, 1984
- 115 \_\_\_\_\_ Levon Largusa, 1990
- Career
- 541 \_\_\_\_\_ Derek Tatsuno, 1977-79
- 332 \_\_\_\_\_ Bryan Duquette, 1980-82
- 304 \_\_ Andrew McNally, 1993-95, '97
- 298 \_\_\_\_\_ Mike Campbell, 1983-85
- 290 \_\_\_\_\_ Chuck Crim, 1980-82
- 278 \_\_\_\_\_ Gerald Ako, 1974-77
- 278 \_\_\_\_\_ Scott Karl, 1990-92
- 269 \_\_\_\_\_ Mark Johnson, 1994-96
- 245 \_\_\_\_\_ Levon Largusa, 1990-92
- 231 \_\_\_\_\_ Mark Olmos, 1977-80

- 137 \_\_\_\_\_ Andrew McNally, 1993
- 135 \_\_\_\_\_ Greg Burlingame, 1985
- 132 \_\_\_\_\_ Rich Snider, 2000
- 128 \_\_\_\_\_ Chuck Crim, 1981
- 128 \_\_\_\_\_ Andrew McNally, 1994
- 124 \_\_\_\_\_ Mike Campbell, 1985
- 124 \_\_\_\_\_ Robbie Robinson, 1997
- 123 \_\_\_\_\_ Norman Holt, 1988
- Career
- 435 \_\_ Andrew McNally, 1993-95, '97
- 410 \_\_\_\_\_ Ricky Bauer, 2002-05
- 374 \_\_\_\_\_ Robbie Robinson, 1994-97
- 370 \_\_\_\_\_ Jamie Aloy, 1997-2000
- 365 \_\_\_\_\_ Matt Sisto, 2009-12
- 365 \_\_\_\_\_ Bruce Walton, 1982-85
- 358 \_\_\_\_\_ Chuck Crim, 1980-82
- 349 \_\_\_\_\_ Brady Perreira, 1989-92
- 323 \_\_\_\_\_ David Smith, 1979-81, '83
- 312 \_\_\_\_\_ Jeff Vierra, 1985-89
- 306 \_\_\_\_\_ Randon Ho, 1996, '98-00

**MOST HITS**

- Inning
- 8 \_\_\_\_ Mitchell Miyoshi vs. Arizona St. 1/29/93
- Game
- 19 \_ Andrew McNally at SJSU, 2/28/97
- Season
- 157 \_\_\_\_\_ Bruce Walton, 1985
- 145 \_\_\_\_\_ Bill Blanchette, 1991

**MOST BASES-ON-BALLS**

- Inning
- 5 \_\_\_\_ Carl Furutani vs. Spring Arbor, 4/5/76
- Game
- 12 \_\_\_\_\_ Chuck Crim at San Diego St., 5/7/82
- Career
- 192 \_\_\_\_\_ Levon Largusa, 1990-92



# INDIVIDUAL PITCHING RECORDS

- 160 \_\_\_\_\_ Mike Campbell, 1983-85
- 156 \_\_\_\_\_ Chuck Crim, 1980-82
- 149 \_\_\_\_\_ Randon Ho, 1996, '98-2000
- 145 \_\_\_\_\_ Ross Hayashi, 1981-84
- 144 \_\_\_\_\_ Guy Ogawa, 1982-86
- 137 \_\_\_\_\_ Scott Karl, 1990-92
- 134 \_\_\_\_\_ Derek Tatsuno, 1977-79
- 133 \_\_\_\_\_ Bryan Duquette, 1980-82
- 132 \_\_\_\_\_ Brady Perreira, 1989-92

## MOST WILD PITCHES

- Inning
- 3 \_\_\_\_\_ Greg Burlingame vs. Portland St., 2/27/85
- \_\_\_\_\_ Mike Reitzel vs. BYU, 3/7/87
- \_\_\_\_\_ Matt Apana vs. Grand Canyon, 4/19/91
- \_\_\_\_\_ Randon Ho at Rice, 4/23/00
- Game
- 5 \_\_\_\_\_ Andrew McNally at SJSU, 2/28/97
- Season
- 18 \_\_\_\_\_ Greg Burlingame, 1985
- 15 \_\_\_\_\_ Mark Johnson, 1996
- 15 \_\_\_\_\_ Dusty Bergman, 1997
- 14 \_\_\_\_\_ Levon Largusa, 1990
- 13 \_\_\_\_\_ Dusty Bergman, 1998
- 12 \_\_\_\_\_ Mike Campbell, 1985
- 12 \_\_\_\_\_ Paul Brown, 1987
- 12 \_\_\_\_\_ Patrick McNair, 1998
- 11 \_\_\_\_\_ LJ Brewster, 2015
- 11 \_\_\_\_\_ Chris George, 2003
- 11 \_\_\_\_\_ Chris George, 2002
- 11 \_\_\_\_\_ Bill Blanchette, 1992
- 11 \_\_\_\_\_ Scott Karl, 1992

- Career
- 35 \_\_\_\_\_ Dusty Bergman, 1997-99
- 29 \_\_\_\_\_ Greg Burlingame, 1983-87
- 29 \_\_\_\_\_ Levon Largusa, 1990-92
- 24 \_\_\_\_\_ Mark Johnson, 1994-96
- 24 \_\_\_\_\_ Andrew McNally, 1993-95, '97
- 23 \_\_\_\_\_ Chuck Crim, 1980-82
- 23 \_\_\_\_\_ Scott Karl, 1990-92
- 23 \_\_\_\_\_ Randon Ho, 1996, '98-2000
- 22 \_\_\_\_\_ Chris George, 2002-03
- 21 \_\_\_\_\_ Guy Ogawa, 1982-86

- 21 \_\_\_\_\_ Brady Perreira, 1989-92

## MOST BALKS

- Inning
- 2 \_\_\_\_\_ William Quaglieri vs. Fresno St., 4/9/01
- \_\_\_\_\_ Steven Wright at San Jose St., 4/20/05
- Season
- 5 \_\_\_\_\_ Aaron Pribble, 2002
- 5 \_\_\_\_\_ Steven Wright, 2005
- 4 \_\_\_\_\_ William Quaglieri, 2002
- 3 \_\_\_\_\_ Bruce Walton, 1983
- 3 \_\_\_\_\_ Randon Ho, 1996
- 3 \_\_\_\_\_ Dusty Bergman, 1997
- 3 \_\_\_\_\_ Wakon Childers, 2001
- 3 \_\_\_\_\_ Aaron Pribble, 2001
- 3 \_\_\_\_\_ Stephen Bryant, 2005
- 3 \_\_\_\_\_ Alex Capaul, 2010
- 3 \_\_\_\_\_ Sam Spangler, 2010
- 3 \_\_\_\_\_ Jarrett Arakawa, 2015
- 3 \_\_\_\_\_ Quintin Torres-Costa, 2015
- 3 \_\_\_\_\_ Neil Uskali, 2017
- 3 \_\_\_\_\_ Jeremy Wu-Yelland, 2019

- Career
- 8 \_\_\_\_\_ Aaron Pribble, 1999-2002
- 6 \_\_\_\_\_ William Quaglieri, 2001-02
- 6 \_\_\_\_\_ Steven Wright, 2004-06
- 5 \_\_\_\_\_ Dusty Bergman, 1997-99
- 4 \_\_\_\_\_ Jeremy Wu-Yelland, 2018-19
- 4 \_\_\_\_\_ Robbie Robinson, 1994-97
- 4 \_\_\_\_\_ Troy Yoshimasu, 1996-99
- 4 \_\_\_\_\_ Neil Uskali, 2017-18
- 3 \_\_\_\_\_ Seven players

- 8 \_\_\_\_\_ Aaron Pribble, 1999-2002
- 6 \_\_\_\_\_ William Quaglieri, 2001-02
- 6 \_\_\_\_\_ Steven Wright, 2004-06
- 5 \_\_\_\_\_ Dusty Bergman, 1997-99
- 4 \_\_\_\_\_ Jeremy Wu-Yelland, 2018-19
- 4 \_\_\_\_\_ Robbie Robinson, 1994-97
- 4 \_\_\_\_\_ Troy Yoshimasu, 1996-99
- 4 \_\_\_\_\_ Neil Uskali, 2017-18
- 3 \_\_\_\_\_ Seven players

## EARNED RUN AVERAGE

- Season (Min 20 innings)
- 1.03 \_\_\_\_\_ Matt Valencia, 2016
- 1.05 \_\_\_\_\_ Gene Smith, 1978
- 1.14 \_\_\_\_\_ Brent Harrison, 2012
- 1.18 \_\_\_\_\_ Gerald Ako, 1976
- 1.30 \_\_\_\_\_ Lenny Linsky, 2011
- 1.35 \_\_\_\_\_ Larry Gonzales, 1988
- 1.45 \_\_\_\_\_ Derek Tatsuno, 1978
- 1.45 \_\_\_\_\_ Darrell Fisherbaugh, 2005

- 1.58 \_\_\_\_\_ Richard Olsen, 1976
- 1.52 \_\_\_\_\_ Casey Ryan, 2017
- Career (Min 50 innings)
- 1.86 \_\_\_\_\_ Tyler Brashears, 2015
- 1.96 \_\_\_\_\_ Dylan Thomas, 2017-19
- 2.00 \_\_\_\_\_ Gerald Ako, 1974-77
- 2.04 \_\_\_\_\_ Derek Tatsuno, 1977-79
- 2.29 \_\_\_\_\_ Matt Cooper, 2013-14
- 2.44 \_\_\_\_\_ David Smith, 1979-81, '83
- 2.62 \_\_\_\_\_ Richard Olsen, 1976-78
- 2.93 \_\_\_\_\_ Ben Flores, 1975-76
- 2.99 \_\_\_\_\_ Bryan Duquette, 1980-82
- 3.01 \_\_\_\_\_ Bill Blanchette, 1990-92
- 3.12 \_\_\_\_\_ Steven Wright, 2004-06
- 3.18 \_\_\_\_\_ Brendan Hornung, 2016-17
- 3.29 \_\_\_\_\_ Mark Olmos, 1977-80

## WINS

- Season
- 20 \_\_\_\_\_ Derek Tatsuno, 1979
- 15 \_\_\_\_\_ Chuck Crim, 1980
- 14 \_\_\_\_\_ Scott Karl, 1992
- 13 \_\_\_\_\_ Gerald Ako, 1975
- 13 \_\_\_\_\_ Brady Perreira, 1992
- 12 \_\_\_\_\_ Rocky Ynclan, 1987
- 11 \_\_\_\_\_ Steven Wright, 2006
- 11 \_\_\_\_\_ Matt Apana, 1993
- 11 \_\_\_\_\_ Joey Vierra, 1986
- 11 \_\_\_\_\_ Bryan Duquette, 1982
- 11 \_\_\_\_\_ Bryan Duquette, 1980
- 11 \_\_\_\_\_ David Smith, 1980
- 11 \_\_\_\_\_ Gene Smith, 1979
- 11 \_\_\_\_\_ Gerald Ako, 1977
- 11 \_\_\_\_\_ Derek Tatsuno, 1977

- Career
- 40 \_\_\_\_\_ Derek Tatsuno, 1977-79
- 34 \_\_\_\_\_ Gerald Ako, 1974-77
- 34 \_\_\_\_\_ Chuck Crim, 1980-82
- 31 \_\_\_\_\_ Bryan Duquette, 1980-82
- 30 \_\_\_\_\_ David Smith, 1979-83
- 30 \_\_\_\_\_ Brady Perreira, 1989-92
- 27 \_\_\_\_\_ Scott Karl, 1990-92
- 26 \_\_\_\_\_ Mark Olmos, 1977-80
- 26 \_\_\_\_\_ Bruce Walton, 1982-85
- 24 \_\_\_\_\_ Randon Ho, 1996, '98-2000

## LOSSES

- Season
- 10 \_\_\_\_\_ Robbie Robinson, 1997
- 9 \_\_\_\_\_ Sean Yamashita, 2002
- 9 \_\_\_\_\_ Ricky Bauer, 2002
- 9 \_\_\_\_\_ Sean Yamashita, 2001
- 9 \_\_\_\_\_ Rich Snider, 2000
- 8 \_\_\_\_\_ Ian Harrington, 2007
- 8 \_\_\_\_\_ Clary Carlsen, 2004
- 8 \_\_\_\_\_ Andrew McNally, 1994
- 8 \_\_\_\_\_ Mark Johnson, 1995
- 8 \_\_\_\_\_ Robbie Robinson, 1996

- Career
- 24 \_\_\_\_\_ Robbie Robinson, 1994-97
- 22 \_\_\_\_\_ Ricky Bauer, 2002-05
- 20 \_\_\_\_\_ Andrew McNally, 1993-95, '97
- 19 \_\_\_\_\_ Randon Ho, 1996, '98-2000
- 19 \_\_\_\_\_ Sean Yamashita, 1999-2002
- 18 \_\_\_\_\_ Matt Sisto, 2009-12
- 18 \_\_\_\_\_ Jamie Aloy, 1997-2000
- 18 \_\_\_\_\_ Mark Johnson, 1994-96
- 15 \_\_\_\_\_ Jeff Vierra, 1985-89
- 15 \_\_\_\_\_ Rich Snider, 1999-2000

## SAVES

- Season
- 14 \_\_\_\_\_ Dylan Thomas, 2018
- 14 \_\_\_\_\_ Lenny Linsky, 2011
- 13 \_\_\_\_\_ Craig Tucker, 1991

- 12 \_\_\_\_\_ Lenny Linsky, 2010
- 12 \_\_\_\_\_ Gene Smith, 1979
- 12 \_\_\_\_\_ Gene Smith, 1978
- 10 \_\_\_\_\_ Joey Vierra, 1988
- 9 \_\_\_\_\_ Jeff Ball, 1989
- 9 \_\_\_\_\_ Brian Souza, 1990
- 9 \_\_\_\_\_ Darrell Fisherbaugh, 2006
- 9 \_\_\_\_\_ Dylan Thomas, 2017
- 8 \_\_\_\_\_ Quintin Torres-Costa, 2015
- 8 \_\_\_\_\_ Brent Harrison, 2012
- 8 \_\_\_\_\_ Craig Tucker, 1992
- 8 \_\_\_\_\_ Joey Vierra, 1986

- Career
- 28 \_\_\_\_\_ Gene Smith, 1976-79
- 27 \_\_\_\_\_ Lenny Linsky, 2009-11
- 27 \_\_\_\_\_ Dylan Thomas, 2017-19
- 22 \_\_\_\_\_ Craig Tucker, 1991-93
- 18 \_\_\_\_\_ Joey Vierra, 1986-87
- 17 \_\_\_\_\_ Darrell Fisherbaugh, 2004-06
- 14 \_\_\_\_\_ Jeff Ball, 1987-90
- 10 \_\_\_\_\_ Mark Johnson, 1994-95
- 9 \_\_\_\_\_ Bryan Duquette, 1980-82
- 9 \_\_\_\_\_ Brian Souza, 1990
- 9 \_\_\_\_\_ Cody Culp, 2015-16

## APPEARANCES


- Season
- 38 \_\_\_\_\_ Joey Vierra, 1986
- 35 \_\_\_\_\_ Jeff Ball, 1989
- 31 \_\_\_\_\_ Cody Culp, 2016
- 31 \_\_\_\_\_ Joey Vierra, 1987
- 31 \_\_\_\_\_ Gene Smith, 1979
- 30 \_\_\_\_\_ Sam Kakazu, 1979
- 30 \_\_\_\_\_ Bryan Duquette, 1982
- 30 \_\_\_\_\_ Ross Hayashi, 1984
- 30 \_\_\_\_\_ Jeff Ball, 1990
- 30 \_\_\_\_\_ Ian Jones, 1999

- Career
- 79 \_\_\_\_\_ Ross Hayashi, 1981-84
- 74 \_\_\_\_\_ Jeff Vierra, 1985-89
- 74 \_\_\_\_\_ Randon Ho, 1996, '98-2000
- 73 \_\_\_\_\_ Sean Yamashita, 1999-2002
- 72 \_\_\_\_\_ Lawrence Chew, 2012-16
- 70 \_\_\_\_\_ Jeff Ball, 1987-90
- 70 \_\_\_\_\_ Ian Jones, 1998-2000
- 70 \_\_\_\_\_ Ricky Bauer, 2002-05
- 69 \_\_\_\_\_ Joey Vierra, 1986-87
- 69 \_\_\_\_\_ Kamuela Binkie, 1994, '96-98
- 69 \_\_\_\_\_ Jayson Kramer, 2006-09
- 69 \_\_\_\_\_ Matt Daly, 2006-08

## STARTS

- Season
- 22 \_\_\_\_\_ Derek Tatsuno, 1979
- 18 \_\_\_\_\_ Mark Rodriguez, 2007
- 18 \_\_\_\_\_ Ian Harrington, 2007
- 18 \_\_\_\_\_ Scott Karl, 1992
- 18 \_\_\_\_\_ Andrew McNally, 1993
- 18 \_\_\_\_\_ Matt Apana, 1993
- 18 \_\_\_\_\_ Chuck Crim, 1982
- 18 \_\_\_\_\_ Chuck Crim, 1980
- 17 \_\_\_\_\_ Jeff Coleman, 2001
- 17 \_\_\_\_\_ Sean Yamashita, 2001
- 17 \_\_\_\_\_ Rich Snider, 2000
- 17 \_\_\_\_\_ Mark Johnson, 1996
- 17 \_\_\_\_\_ Bobby Moore, 1994
- 17 \_\_\_\_\_ Mike Campbell, 1984
- 17 \_\_\_\_\_ Bruce Walton, 1983
- 17 \_\_\_\_\_ Mark Olmos, 1979

- Career
- 57 \_\_\_\_\_ Andrew McNally, 1993-95, '97
- 55 \_\_\_\_\_ Brady Perreira, 1989-92
- 55 \_\_\_\_\_ Matt Sisto, 2009-12
- 52 \_\_\_\_\_ Chuck Crim, 1980-82
- 52 \_\_\_\_\_ Ricky Bauer, 2002-05



ANDREW McNALLY



**KEVIN MACDONALD**

- 50 \_\_\_\_\_ Bruce Walton, 1982-85
- 50 \_\_\_\_\_ Scott Karl, 1990-92
- 49 \_\_\_\_\_ Derek Tatsuno, 1977-79
- 45 \_\_\_\_\_ Levon Largusa, 1990-92
- 45 \_\_\_\_\_ Jamie Aloy, 1997-2000
- 43 \_\_\_\_\_ Mark Furtak, 1985-87
- 43 \_\_\_\_\_ Randon Ho, 1996, '98-2000

**RELIEF APPEARANCES**

- Career
- 68 \_\_\_\_\_ Jeff Ball, 1987-90
  - 68 \_\_\_\_\_ Ian Jones, 1998-2002
  - 68 \_\_\_\_\_ Lenny Linsky, 2009-11
  - 68 \_\_\_\_\_ Lawrence Chew, 2012-16
  - 63 \_\_\_\_\_ Kamuela Binkie, 1994, '96-98
  - 61 \_\_\_\_\_ Gene Smith, 1976-79
  - 61 \_\_\_\_\_ Sam Kakazu, 1977-81
  - 61 \_\_\_\_\_ Joey Vierra, 1986-87
  - 60 \_\_\_\_\_ Dylan Thomas, 2017-19
  - 58 \_\_\_\_\_ Ken Mackenzie, 1996-99
  - 58 \_\_\_\_\_ Mark Kawakami, 1985-88
  - 58 \_\_\_\_\_ Craig Tucker, 1991-93
  - 58 \_\_\_\_\_ Rich Olsen, 2003-07

**COMPLETE GAMES**

- Season
- 12 \_\_\_\_\_ Derek Tatsuno, 1978
  - 12 \_\_\_\_\_ Mike Campbell, 1985
  - 12 \_\_\_\_\_ Andrew McNally, 1993
  - 11 \_\_\_\_\_ Derek Tatsuno, 1977
  - 11 \_\_\_\_\_ Derek Tatsuno, 1979
  - 10 \_\_\_\_\_ Gerald Ako, 1977
  - 10 \_\_\_\_\_ Chuck Crim, 1982
  - 10 \_\_\_\_\_ Scott Karl, 1992
  - 9 \_\_\_\_\_ Gerald Ako, 1976
  - 9 \_\_\_\_\_ Chuck Crim, 1980
  - 9 \_\_\_\_\_ Scott Roberts, 1981
- Career
- 34 \_\_\_\_\_ Derek Tatsuno, 1977-79

- 27 \_\_\_\_\_ Chuck Crim, 1980-82
- 26 \_\_\_\_\_ Gerald Ako, 1974-77
- 20 \_\_\_\_\_ Mike Campbell, 1983-85
- 17 \_\_\_\_\_ Scott Karl, 1990-92
- 17 \_\_\_\_\_ Andrew McNally, 1993-95, '97
- 15 \_\_\_\_\_ David Smith, 1979-83
- 14 \_\_\_\_\_ Joel Lono, 1980-84
- 14 \_\_\_\_\_ Brady Perreira, 1989-92
- 13 \_\_\_\_\_ Bryan Duquette, 1980-82

**HIGHEST W/L PERCENTAGE**

- Career
- .870 \_\_\_\_\_ Derek Tatsuno, 1977-79
  - .826 \_\_\_\_\_ Guy Ogawa, 1982-86
  - .815 \_\_\_\_\_ Bill Blanchette, 1990-92
  - .810 \_\_\_\_\_ Scott Roberts, 1979-81
  - .791 \_\_\_\_\_ Chuck Crim, 1980-82
  - .789 \_\_\_\_\_ David Smith, 1979-83
  - .788 \_\_\_\_\_ Mark Olmos, 1977-80
  - .786 \_\_\_\_\_ Ross Hayashi, 1981-84
  - .785 \_\_\_\_\_ Troy Yoshimasu, 1996-99
  - .778 \_\_\_\_\_ Gene Smith, 1976-79

**SHUTOUTS**

- Season
- 4 \_\_\_\_\_ Scott Roberts, 1981
  - 4 \_\_\_\_\_ Derek Tatsuno, 1977
  - 3 \_\_\_\_\_ Chuck Crim, 1982
  - 3 \_\_\_\_\_ Bill Blanchette, 1991
  - 3 \_\_\_\_\_ Levon Largusa, 1992
  - 3 \_\_\_\_\_ Andrew McNally, 1993
  - 3 \_\_\_\_\_ Dan Kapea, 1988
  - 3 \_\_\_\_\_ Derek Tatsuno, 1979
  - 3 \_\_\_\_\_ Derek Tatsuno, 1978
  - 3 \_\_\_\_\_ Gerald Ako, 1976
- Career
- 10 \_\_\_\_\_ Derek Tatsuno, 1977-79
  - 6 \_\_\_\_\_ Gerald Ako, 1974-77
  - 5 \_\_\_\_\_ Scott Roberts, 1979-81

- 4 \_\_\_\_\_ Levon Largusa, 1990-92
- 4 \_\_\_\_\_ Andrew McNally, 1993-95, '97
- 4 \_\_\_\_\_ Chuck Crim, 1980-82
- 4 \_\_\_\_\_ David Smith, 1979-81, '83
- 4 \_\_\_\_\_ Bill Blanchette, 1990-92
- 3 \_\_\_\_\_ Mark Olmos, 1977-80
- 3 \_\_\_\_\_ Paul Ah Yat, 1994-96
- 3 \_\_\_\_\_ Joel Lono, 1980-81, '83-84
- 3 \_\_\_\_\_ Scott Karl, 1990-92

**INDIVIDUAL FIELDING**

**CHANCES**

- Season
- 618 \_\_\_\_\_ Ron Nomura, 1979
  - 608 \_\_\_\_\_ Andrew Sansaver, 2004
  - 589 \_\_\_\_\_ Kevin MacDonald, 2009
  - 582 \_\_\_\_\_ Kevin MacDonald, 2010
  - 577 \_\_\_\_\_ Andrew Sansaver, 2003
  - 576 \_\_\_\_\_ Randy Oyama, 1988
  - 565 \_\_\_\_\_ Joey Meyer, 1983
  - 563 \_\_\_\_\_ Kevin Macdonald, 2008
  - 560 \_\_\_\_\_ Kris Sanchez, 2007
  - 545 \_\_\_\_\_ Luis Avila, 2006
- Career
- 2,234 \_\_\_\_\_ Randy Oyama, 1984-88
  - 1,833 \_\_\_\_\_ Kevin McDonald, 2007-09
  - 1,702 \_\_\_\_\_ Eric Ramirez, 2015-18
  - 1,620 \_\_\_\_\_ Jamie Aloy, 1997-2000
  - 1,438 \_\_\_\_\_ Howard Dashefsky, 1979-82
  - 1,355 \_\_\_\_\_ Collin Tanabe, 1978-81
  - 1,352 \_\_\_\_\_ Ron Nomura, 1976-79
  - 1,342 \_\_\_\_\_ Thad Reece, 1978-81
  - 1,251 \_\_\_\_\_ Kevin Macdonald, 2007-09
  - 1,185 \_\_\_\_\_ Andrew Sansaver, 2003-04

**PUTOUTS**

- Game
- 20 Tom Bhagwat vs. Cal Poly Pomona, 5/16/75
  - \_\_\_\_\_ Dean Hall vs. USC, 4/7/11
  - \_\_\_\_\_ Dean Hall vs. Oregon, 5/23/79
  - \_\_\_\_\_ Bill Blanchette vs. California, 2/17/90
  - \_\_\_\_\_ Jeff Van Doornum vs. Texas, 2/26/11
- Season
- 560 \_\_\_\_\_ Ron Nomura, 1979
  - 539 \_\_\_\_\_ Kevin Macdonald, 2009
  - 532 \_\_\_\_\_ Randy Oyama, 1988
  - 531 \_\_\_\_\_ Andrew Sansaver, 2004
  - 528 \_\_\_\_\_ Kevin MacDonald, 2010
  - 527 \_\_\_\_\_ Luis Avila, 2006
  - 526 \_\_\_\_\_ Andrew Sansaver, 2003
  - 525 \_\_\_\_\_ Joey Meyer, 1983
  - 521 \_\_\_\_\_ Kris Sanchez, 2007
  - 515 \_\_\_\_\_ Kevin Macdonald, 2008

- Career
- 2,070 \_\_\_\_\_ Randy Oyama, 1984-88
  - 1,666 \_\_\_\_\_ Kevin Macdonald, 2007-09
  - 1,564 \_\_\_\_\_ Eric Ramirez, 2015-18
  - 1,444 \_\_\_\_\_ Jamie Aloy, 1997-2000
  - 1,314 \_\_\_\_\_ Howard Dashefsky, 1979-82
  - 1,223 \_\_\_\_\_ Ron Nomura, 1976-79
  - 1,143 \_\_\_\_\_ Collin Tanabe, 1978-81
  - 1,057 \_\_\_\_\_ Andrew Sansaver, 2003-04
  - 952 \_\_\_\_\_ Landon Hernandez, 2006-09
  - 945 \_\_\_\_\_ Todd Takayoshi, 1988-91

**ASSISTS**

- Season
- 272 \_\_\_\_\_ Todd Crosby, 1985
  - 223 \_\_\_\_\_ Greg Garcia, 2009
  - 220 \_\_\_\_\_ Michael Dartt, 1998
  - 219 \_\_\_\_\_ Brian Finegan, 2003
  - 218 \_\_\_\_\_ Kelsey Isa, 1986

- 214 \_\_\_\_\_ Brian Hart, 1989
- 213 \_\_\_\_\_ Thad Reece, 1979
- 207 \_\_\_\_\_ Kelsey Isa, 1985
- 204 \_\_\_\_\_ Eric Tokunaga, 1980
- 199 \_\_\_\_\_ Brian Finegan, 2004

- Career
- 725 \_\_\_\_\_ Thad Reece, 1978-81
  - 630 \_\_\_\_\_ Todd Crosby, 1984-86
  - 618 \_\_\_\_\_ Steve Otani, 1988-91
  - 596 \_\_\_\_\_ Kelsey Isa, 1983-86
  - 574 \_\_\_\_\_ Greg Vasquez, 1981-84
  - 565 \_\_\_\_\_ Greg Garcia, 2008-10
  - 559 \_\_\_\_\_ Michael Dartt, 1996-99
  - 499 \_\_\_\_\_ Corey Ishigo, 1992-95
  - 486 \_\_\_\_\_ Stephen Ventimilia, 2012-2015
  - 478 \_\_\_\_\_ Jon Hee, 2004-08
  - 437 \_\_\_\_\_ Eric Tokunaga, 1978-81

**ERRORS**

- Season
- 27 \_\_\_\_\_ Curt Watanabe, 1979
  - 24 \_\_\_\_\_ Cortland Wilson, 2001
  - 24 \_\_\_\_\_ Greg Vasquez, 1982
  - 24 \_\_\_\_\_ Eric Tokunaga, 1980
  - 24 \_\_\_\_\_ Thad Reece, 1979
  - 22 \_\_\_\_\_ Greg Vasquez, 1984
  - 22 \_\_\_\_\_ Michael Dartt, 1998
  - 20 \_\_\_\_\_ Joe Spiers, 2005
  - 20 \_\_\_\_\_ Randy Vollmer, 1992
  - 20 \_\_\_\_\_ Bobby Matta, 1983
  - 20 \_\_\_\_\_ Thad Reece, 1980

- Career
- 69 \_\_\_\_\_ Thad Reece, 1978-81
  - 66 \_\_\_\_\_ Greg Vasquez, 1981-84
  - 58 \_\_\_\_\_ Kelsey Isa, 1983-86
  - 55 \_\_\_\_\_ Curt Watanabe, 1976-79
  - 51 \_\_\_\_\_ Michael Dartt, 1996-99
  - 48 \_\_\_\_\_ Steve Otani, 1988-91
  - 45 \_\_\_\_\_ Greg Garcia, 2008-10
  - 44 \_\_\_\_\_ Michael Dartt, 1996-98
  - 44 \_\_\_\_\_ Kimo Perkins, 1978-81
  - 42 \_\_\_\_\_ Randy Vollmer, 1990-92

**DOUBLE PLAYS STARTED**

- Career
- 70 \_\_\_\_\_ Greg Vasquez, 1981-84
  - 64 \_\_\_\_\_ Thad Reece, 1978-81
  - 56 \_\_\_\_\_ Todd Crosby, 1984-86
  - 55 \_\_\_\_\_ Steve Otani, 1988-91
  - 48 \_\_\_\_\_ Kelsey Isa, 1983-86
  - 42 \_\_\_\_\_ Randy Vollmer, 1990-92
  - 41 \_\_\_\_\_ Brian Hart, 1988-89
  - 41 \_\_\_\_\_ Jaime Ahu, 1993-96
  - 39 \_\_\_\_\_ Corey Ishigo, 1992-95
  - 34 \_\_\_\_\_ Eric Tokunaga, 1977-81

**TEAM HITTING**

**MOST AT-BATS**

Inning  
17 \_\_\_\_\_ UC Riverside, 4/13/19  
Game  
64 \_\_\_\_\_ vs. Oregon, 5/23/78

**MOST RUNS SCORED**

Inning  
15 \_\_\_\_\_ vs. New Mexico, 4/22/89  
15 \_\_\_\_\_ vs. New Mexico State, 5/21/11  
Game  
34 \_\_\_\_\_ at Air Force, 4/8/99  
Game (Lost)  
23 \_\_\_\_\_ at New Mexico, 3/14/97  
1st Inn. - 12 at UTEP, 4/17/82  
2nd Inn. - 11 vs. Utah, 5/17/85  
3rd Inn. - 15 vs. New Mexico, 4/22/89  
4th Inn. - 9 vs. LMU, 3/10/84  
5th Inn. - 12 vs. US Int'l, 3/31/82  
6th Inn. - 15 vs. New Mexico State, 5/21/11  
7th Inn. - 13 vs. Chicago St., 3/1/07  
8th Inn. - 12 at BYU, 5/18/85  
9th Inn. - 9 at New Mexico, 3/14/97  
**WINNING MARGIN**  
25 \_\_\_\_\_ vs. Colorado St., 30-5, 4/29/87

**MOST HITS**

Inning  
12 \_\_\_\_\_ vs. Murray St., 3/16/85  
1st Inn. - 11 at UTEP, 4/17/82  
2nd Inn. - 8 vs. Air Force, 4/25/92  
3rd Inn. - 10 at UC Riverside, 4/13/19  
4th Inn. - 7 vs. Hawai'i Pacific, 2/5/83  
vs. So. California College, 4/24/76  
5th Inn. - 10 vs. US Int'l, 3/31/82  
6th Inn. - 11 vs. New Mexico St., 5/21/11  
7th Inn. - 9 vs. Sacramento St., 4/6/96  
8th Inn. - 5 vs. Chicago State, 3/20/16  
9th Inn. - 7 at New Mexico, 4/10/81  
at UTEP, 4/16/82  
Game  
35 \_\_\_\_\_ at Air Force, 4/8/99

**MOST CONSECUTIVE BATTERS TO REACH BASE**

11 \_\_\_\_\_ New Mexico, 4/22/89  
11 \_\_\_\_\_ New Mexico State, 5/21/11

**MOST DOUBLES**

Inning  
4 \_\_\_\_\_ at San Diego St., 5/8/82  
\_\_\_\_\_ at Colorado St., 4/30/88  
Game  
9 \_\_\_\_\_ at New Mexico, 3/16/97

**MOST TRIPLES**

Inning  
3 \_\_\_\_\_ vs. Hawai'i-Hilo, 4/15/77  
\_\_\_\_\_ vs. Colorado St., 5/8/92  
2 \_\_\_\_\_ vs. North Dakota State, 2/16/20  
Game  
6 \_\_\_\_\_ vs. Hawai'i-Hilo, 4/15/77  
vs. Murray St., 3/8/91

**MOST HOME RUNS**

Inning  
3 three times, last at Air Force, 4/8/91  
Game  
5 \_\_\_\_\_ four times, last at Air Force, 4/8/99

**MOST TOTAL BASES**

Inning  
17 \_\_\_\_\_ New Mexico State, 5/21/11  
Game  
57 \_\_\_\_\_ at Air Force, 4/8/99

**MOST RUNS BATTED IN**

Inning  
15 \_\_\_\_\_ New Mexico, 4/22/89  
Game  
31 \_\_\_\_\_ at Air Force, 4/8/99

**MOST STRIKEOUTS**

Inning  
3 \_\_\_\_\_ by many  
Game  
23 \_\_\_\_\_ vs. Rice, 2/23/13

**MOST STOLEN BASES**

Inning  
5 \_\_\_\_\_ vs. Cornell, 3/19/79  
\_\_\_\_\_ vs. Santa Clara, 2/12/89  
\_\_\_\_\_ vs. Washington St., 3/25/91  
Game  
13 \_\_\_\_\_ vs. Kearney St., 3/6/83

**MOST HIT-BY-PITCH**

Inning  
6 \_\_\_\_\_ vs. Hawai'i-Hilo (8th inn.), 2/8/98  
Game  
8 \_\_\_\_\_ at San Diego State 2/28/22  
6 \_\_\_\_\_ vs. Hawai'i-Hilo, 2/8/98  
\_\_\_\_\_ vs. St. Mary's (CA), 2/14/99  
\_\_\_\_\_ at Pepperdine, 2/26/15

**MOST BASES-ON-BALLS**

Inning  
9 \_\_\_\_\_ vs. St. Mary's, 4/8/79  
\_\_\_\_\_ vs. Murray St., 3/16/85  
Game  
19 \_\_\_\_\_ vs. UC Santa Barbara, 3/6/88

**MOST SACRIFICE HITS**

Game  
5 \_\_\_\_\_ vs. Wichita St., 2/20/99  
\_\_\_\_\_ vs. New Mexico, 2/20/16

**MOST SACRIFICE FLIES**

Game  
3 \_\_\_\_\_ five times, last vs. CSUN, 4/28/18

**MOST PLATE APPEARANCES**

Inning  
21 \_\_\_\_\_ vs. New Mexico, 4/22/89  
Game  
72 \_\_\_\_\_ vs. Oregon, 5/23/78

**MOST RUNNERS LEFT ON BASE**

Game  
19 \_\_\_\_\_ at San Diego St., 4/22/94  
Game (combined)  
43 \_\_\_\_\_ Hawai'i (19) at San Diego St. (24), 4/22/94

**TEAM PITCHING**

**MOST INNINGS PITCHED**

Game  
19 \_\_\_\_\_ vs. Oregon, 5/23/78

**MOST APPEARANCES**

Game  
8 \_\_\_\_\_ at San Diego St., 5/4/99  
\_\_\_\_\_ vs. Texas Christian, 5/19/99



**RICK BASS**

\_\_\_\_\_ at Loyola Marymount, 3/25/15

**MOST RUNS ALLOWED**

Inning  
13 \_\_\_\_\_ at Air Force, 4/7/89  
Game  
25 \_\_\_\_\_ at New Mexico, 3/14/97

**MOST EARNED RUNS ALLOWED**

Inning  
13 \_\_\_\_\_ at Air Force, 4/7/89  
Game  
23 \_\_\_\_\_ at New Mexico, 3/14/97

**MOST HITS ALLOWED**

Inning  
10 \_\_\_\_\_ at Air Force, 4/7/89  
Game  
30 \_\_\_\_\_ at New Mexico, 3/14/97

**MOST STRIKEOUTS**

Inning  
4 \_\_\_\_\_ vs. Colorado St., 4/15/89 (4th inn.)  
Game  
20 \_\_\_\_\_ vs. Oregon, 5/10/78

**MOST HIT BATTERS**

Inning  
4 \_\_\_\_\_ at Long Beach State, 3/20/22  
3 \_\_\_\_\_ at Hawai'i-Hilo, 1/26/93  
\_\_\_\_\_ at CSUN, 3/12/96  
\_\_\_\_\_ at Long Beach State (7th), 3/19/22  
Game  
5 \_\_\_\_\_ vs. UCLA, 2/16/87  
\_\_\_\_\_ at Hawai'i-Hilo 1/26/93

**MOST BASES-ON-BALLS**

Inning  
7 \_\_\_\_\_ vs. U.S. International, 4/1/82  
Game  
17 \_\_\_\_\_ vs. U.S. International, 4/1/82  
\_\_\_\_\_ vs. New Mexico, 2/21/16

**MOST WILD PITCHES**

Inning  
3 \_\_\_\_\_ many times  
Game  
6 \_\_\_\_\_ vs. Portland St., 2/27/85  
\_\_\_\_\_ vs. Washington St., 2/21/96

**MOST BALKS**

Inning  
2 \_\_\_\_\_ vs. Fresno St. (7th), 4/9/01  
Game  
2 \_\_\_\_\_ (5x), last vs. Fresno St. (7th), 4/9/01

**TEAM FIELDING**

**MOST PUTOUTS**

Game  
57 \_\_\_\_\_ vs. Oregon, 5/23/78

**MOST ASSISTS**

Inning  
7 \_\_\_\_\_ vs. Gonzaga, 3/13/77  
Game  
29 \_\_\_\_\_ vs. California, 2/17/90

**MOST ERRORS**

Inning  
4 (6x) \_\_\_\_\_ last at Air Force, 4/8/99  
Game  
9 \_\_\_\_\_ vs. Oklahoma, 3/12/75

**TOTAL CHANCES**

Inning  
11 \_\_\_\_\_ vs. Gonzaga, 3/13/77  
Game  
87 \_\_\_\_\_ vs. Oregon, 5/23/78

**MOST DOUBLE PLAYS**

Game  
6 \_\_\_\_\_ vs. San Diego State, 5/15/92

**OPPONENT HITTING**

**MOST AT-BATS**

Inning  
12 \_\_\_\_\_ at Air Force, 4/7/89  
Game  
64 \_\_\_\_\_ vs. Oregon, 5/23/78

**MOST RUNS SCORED**

Inning  
13 \_\_\_\_\_ at Air Force, 4/7/89  
Game  
25 \_\_\_\_\_ vs. New Mexico, 3/14/97

**MOST HITS**

Inning  
10 \_\_\_\_\_ at Air Force, 4/7/89  
Game  
30 \_\_\_\_\_ at New Mexico, 3/14/97

**MOST DOUBLES**

Inning  
4 \_\_\_\_\_ vs. Fresno State, 5/2/96  
Game  
9 (2x) \_\_\_\_ last, vs. UC Riverside, 4/14/18

**MOST TRIPLES**

Inning  
2 \_\_\_\_\_ by many  
Game  
4 \_\_\_\_\_ vs. UNLV, 5/21/79  
\_\_\_\_\_ vs. CSUN, 4/13/96

**MOST HOME RUNS**

Inning  
4 \_\_\_\_\_ at UCLA, 4/9/74  
Game  
6 \_\_\_\_\_ vs. BYU, 5/6/88

**MOST RUNS BATTED IN**

Inning  
13 \_\_\_\_\_ at Air Force, 4/7/89

Game  
23 \_\_\_\_\_ vs. New Mexico, 3/14/97

**MOST HIT BATTERS**

Inning  
4 \_\_\_\_ at Long Beach State(6th), 3/20/22  
3 \_\_\_\_\_ at Hawai'i-Hilo (7th), 1/26/93  
\_\_\_\_\_ at CSUN (6th), 3/12/96  
\_\_\_\_\_ at Long Beach State (7th), 3/19/22  
Game  
5 \_\_\_\_\_ vs. UCLA, 2/16/87  
\_\_\_\_\_ at Hawai'i-Hilo, 1/26/93

**MOST BASES-ON-BALLS**

Inning  
7 \_\_\_\_\_ vs. U.S. International, 4/1/82  
Game  
17 \_\_\_\_\_ vs. U.S. International, 4/1/82  
\_\_\_\_\_ vs. New Mexico, 2/21/16

**MOST STRIKEOUTS**

Inning  
4 \_\_\_\_\_ vs. Colorado State, 4/15/89  
Game  
20 \_\_\_\_\_ vs. Oregon, 5/20/82

**MOST STOLEN BASES**

Inning  
6 \_\_\_\_\_ vs. San Diego State, 5/8/83  
Game  
10 \_\_\_\_\_ vs. UCSB, 5/19/19

**OPPONENT PITCHING**

**MOST INNINGS PITCHED**

Game  
18 \_\_\_\_\_ vs. Oregon, 5/23/78

**MOST HITS ALLOWED**

Inning  
12 \_\_\_\_\_ vs. Murray State, 3/16/85  
Game  
35 \_\_\_\_\_ at Air Force, 4/8/99

**MOST RUNS ALLOWED**

Inning  
15 \_\_\_\_\_ vs. New Mexico, 4/22/89  
Game  
34 \_\_\_\_\_ at Air Force, 4/8/99

**MOST EARNED RUNS ALLOWED**

Inning  
15 \_\_\_\_\_ vs. New Mexico, 4/22/89  
Game  
27 \_\_\_\_\_ at Colorado State, 4/29/87

**MOST STRIKEOUTS**

Inning  
3 \_\_\_\_\_ by many  
Game  
20 \_\_\_\_\_ vs. Michigan, 3/11/16

**MOST BASES-ON-BALLS**

Inning  
9 \_\_\_\_\_ vs. St. Mary's, 4/8/79  
\_\_\_\_\_ vs. Murray State, 3/16/85  
Game  
19 \_\_\_\_\_ vs. UC Santa Barbara, 3/6/88

**MOST WILD PITCHES**

Game  
10 \_\_\_\_\_ vs. Air Force, 4/22/88

**MOST HIT-BATTERS**

Game  
8 \_\_\_\_\_ at San Diego State 2/28/22  
6 \_\_\_\_\_ vs. Hawai'i-Hilo, 2/8/98  
\_\_\_\_\_ vs. St. Mary's, 2/14/99  
\_\_\_\_\_ at Pepperdine, 2/26/15

**MOST BALKS**

Game  
2 \_\_\_\_\_ vs. Hawai'i-Hilo, 4/15/77  
\_\_\_\_\_ vs. Utah, 4/16/88,  
\_\_\_\_\_ vs. NYIT, 5/2/14

**MISCELLANEOUS**

**LONGEST WINNING STREAK**

35 - Mar. 2-Apr. 14, 1979

**LONGEST LOSING STREAK**

12 - May 23, 2012-Mar. 1, 2013 (2 seasons)

**HOME ATTENDANCE**

Sellouts (Season) - 44, 1992  
Consecutive Sellouts - 41, 1992  
Game (Turnstile) - 4,312 vs. Wichita St. at Les Murakami Stadium, 3/27/93  
Game (Issued) - 5,320 vs. Wichita St. at Les Murakami Stadium, 3/27/93  
Game - 18,348 vs. UNLV at Aloha Stadium, 5/19/79  
Turnstile (Season) - 151,949 (45 dates), 1992  
Avg. Turnstile - 3,377 (45 dates), 1992  
Tickets Issued (Season) - 208,378 (45 dates), 1992  
Avg. Tickets Issued - 4,663 (43 dates), 1993



LES MURAKAMI STADIUM